



TRANSICOLD

Service Parts List

SUPRA 950 / 950 Mt^o

CONTENTS

Introduction	v
Ordering Instruction	v
General Notes	v
Recommendation List	xiv
Preconisation List "M"	xvii
Preconisation List "C"	xviii
Preconisation List "S"	xix
1. Frame and bottom	1
2. Skins Starting with Serial Number TB102953 for Standard Version Starting with Serial Number GB101171 for Multitemperature Version ...	3
3. Skins Starting with Serial Number TB209031 for Standard Version Starting with Serial Number GB211017 for Multitemperature Version ...	5
4. Top grill	7
5. Decals	9
6. Refrigerant (Standard version)	11
7. Refrigerant (Multitemperature version)	13
8. Condenser (Standard version)	15
9. Condenser (Multitemperature version)	17
10. Evaporator (Standard version)	19
11. Evaporator: Heating kit (Nordic version)	21
12. Accumulator assembly (Standard version)	23
13. Accumulator assembly (Multitemperature version)	25
14. Alternator (Standard version)	27
15. Alternator (Multitemperature version)	29
16. Drive kit (Standard version)	31
17. Drive kit (Multitemperature version)	35
18. Fuel system	39
19. Oil system	41
20. Coolant kit	43
21. Air cleaner kit	45
22. Exhaust system	47
23. Additional heating (Nordic version)	49
24. Electrical kit (Standard version)	51
25. Electrical kit (Multitemperature version)	53
26. Microprocessor control box (Standard version)	55
27. Microprocessor control box (Multitemperature version)	59
28. Mounting kit: mains parts	63



Carrier

A United Technologies Company

Carrier Transicold Europe - 10, Bd de l'Oise 95031 Cergy Pontoise Cedex - FRANCE
Carrier Transicold Division, Carrier Corporation, P.O. Box 4805, Syracuse, N.Y. 13221

© Carrier Refrigeration Operation 2003 - Imprimé en France 10-03

SUPRA 950 / 950 Mt°

MODELS CHART

SUPRA 950 / 950 Mt° Phase 1

Starting with Serial Number TB 102953 for Standard Version

Starting with Serial Number GB 101171 for Mt° Version

Type	Part No.	Refrigerant	Engine	Compressor
SUPRA 950 - R -	8001933	R404a	CT 3.69 TV	05 G
SUPRA 950 - S - 400 / 3 / 50HZ	8001932			
SUPRA 950 - T - 400 / 3 / 50HZ	8001934			
SUPRA 950 - T - 230 / 3 / 50/60HZ	8001935			
SUPRA 950 - S NORDIC - 400 / 3 / 50HZ	8001936			
SUPRA 950 - T NORDIC - 400 / 3 / 50HZ	8001937			
SUPRA 950 - S MULTITEMPERATURE 2 CPTS - 230 / 3 / 50HZ	8001940			
SUPRA 950 - S MULTITEMPERATURE 2 CPTS - 400 / 3 / 50HZ	8001938			
SUPRA 950 - T MULTITEMPERATURE 2 CPTS - 230 / 3 / 50HZ	8001941			
SUPRA 950 - T MULTITEMPERATURE 2 CPTS - 400 / 3 / 50HZ	8001939			
SUPRA 950 - S MULTITEMPERATURE 3 CPTS - 230 / 3 / 50HZ	8001943			
SUPRA 950 - S MULTITEMPERATURE 3 CPTS - 400 / 3 / 50HZ	8001942			
SUPRA 950 - T MULTITEMPERATURE 3 CPTS - 230 / 3 / 50HZ	8001945			
SUPRA 950 - T MULTITEMPERATURE 3 CPTS - 400 / 3 / 50HZ	8001944			

SUPRA 950 / 950 Mt^o

MODELS CHART

SUPRA 950 Phase 2 Starting with Serial Number TB 209031

Type	Part No.	Refrigerant	Engine	Compressor
SUPRA 950 - R -	8002029	R404a	CT 3.69 TV	05 G
SUPRA 950 - S - 400 / 3 / 50HZ	8002028			
SUPRA 950 - S - 230 / 3 / 50HZ	8002063			
SUPRA 950 - T - 400 / 3 / 50HZ	8002030			
SUPRA 950 - T - 230 / 3 / 50/60HZ	8002031			
SUPRA 950 - SILENT - 400 / 3 / 50HZ	8002200			
SUPRA 950 - SILENT - 230 / 3 / 50/60HZ	8002201			
SUPRA 950 - S NORDIC - 400 / 3 / 50HZ	8002032			
SUPRA 950 - T NORDIC - 400 / 3 / 50HZ	8002033			
SUPRA 950 - SILENT NORDIC - 230 / 3 / 50HZ	8002206			
SUPRA 950 - SILENT NORDIC - 400 / 3 / 50HZ	8002152			

SUPRA 950 / 950 Mt^o

MODELS CHART

SUPRA 950 Mt^o Phase 2 Starting with Serial Number GB 211017

Type	Part No.	Refrigerant	Engine	Compressor
SUPRA 950 - S MULTITEMPERATURE 2 CPTS - 230 / 3 / 50HZ	8002036	R404a	CT 3.69 TV	05 G
SUPRA 950 - S MULTITEMPERATURE 2 CPTS - 400 / 3 / 50HZ	8002034			
SUPRA 950 - T MULTITEMPERATURE 2 CPTS - 230 / 3 / 50HZ	8002037			
SUPRA 950 - T MULTITEMPERATURE 2 CPTS - 400 / 3 / 50HZ	8002035			
SUPRA 950 - SILENT MULTITEMP 2 CPTS - 230 / 3 / 50HZ	8002202			
SUPRA 950 - SILENT MULTITEMP 2 CPTS - 400 / 3 / 50HZ	8002153			
SUPRA 950 - S MULTITEMPERATURE 3 CPTS - 230 / 3 / 50HZ	8002039			
SUPRA 950 - S MULTITEMPERATURE 3 CPTS - 400 / 3 / 50HZ	8002038			
SUPRA 950 - T MULTITEMPERATURE 3 CPTS - 230 / 3 / 50HZ	8002041			
SUPRA 950 - T MULTITEMPERATURE 3 CPTS - 400 / 3 / 50HZ	8002040			
SUPRA 950 - SILENT MULTITEMP 3 CPTS - 230 / 3 / 50HZ	8002204			
SUPRA 950 - SILENT MULTITEMP 3 CPTS - 400 / 3 / 50HZ	8002203			

SUPRA 950 / 950 Mt^o

INTRODUCTION

This parts lists identifies service replacement parts for the CARRIER TRANSICOLD SUPRA 950 / 950 Mt^o refrigeration units. This unit is designed for medium temperature cooling, heating and defrost for truck application.

Detailed parts identification for these items may be found in the applicable parts lists.

ORDERING INSTRUCTION

All orders and inquiries for parts must include:

- Unit Serial Number
- Description of part as shown on list
- Part No.
- Quantity required

Address all correspondence for parts to the following address according to your living area.

You live in:	EUROPE (East/West) AFRICA - MIDDLE EAST	C.T.E.	AMERICA (North/Middle/South) N.A.O.
Address your orders to:	CARRIER TRANSICOLD EUROPE 10, Boulevard de l'Oise F-95031 CERGY-PONTOISE CEDEX Phone : (33).1.34.43.48.00 Fax : (33).1.34.43.48.48		CARRIER TRANSICOLD Division Replacement Components Group TR-20 P.O. Box 4805, Syracuse, NY 13221 or Fax to : (315) 432.3778

GENERAL NOTES

To find replacement parts, determine major group in which replacement part is located, consult table of contents for the appropriate page for the illustrated breakdown of the replacement part.

The following letter designations are used to classify parts throughout this list.

A/R	As Required.	NSS	<i>Not Sold Separately - order next higher assembly or kit.</i>
NLO	<i>No Longer Offered.</i>	PL	<i>Purchase Locally.</i>
NS	<i>Not Shown in the illustration.</i>	SST	<i>Stainless Steel - 300 Series unless otherwise specified.</i>
NSA	Non-Stock Assembly - order components listed under the assembly	SV - SK	<i>Suffix SV - SK added to part number refers to a spare parts kit.</i>
NSI	<i>Non-Stock - may be available on special order.</i>	PL*	<i>Purchase locally. May be obtained under specific conditions (Multipack, delivery date, price...)</i>

SUPRA 950 / 950 Mt^o

INTRODUCTION

Ce manuel pièces de rechange rassemble toutes les pièces détachées du groupe CARRIER TRANSICOLD SUPRA 950 / 950 Mt^o. Ce groupe a été développé pour des applications de réfrigération, chauffage et dégivrage des caisses frigorifiques.

Le détail des Pièces pour les moteurs et les compresseurs est à rechercher dans le manuel de pièces de rechanges spécifique à ces éléments.

INSTRUCTION DE COMMANDE

Toutes les commandes et demandes de pièces détachées devront comporter :

- le N° de série du groupe
- le N° de code
- la désignation de la pièce et son repère sur la planche
- la quantité demandée

Adresser toute correspondance à l'adresse suivante suivant votre lieu de résidence.

Vous habitez :	EUROPE (Est/Ouest) AFRIQUE - MOYEN ORIENT	C.T.E.	AMERIQUE (Nord/Centre/Sud) N.A.O.
Adressez vos commandes à :	CARRIER TRANSICOLD EUROPE 10, Boulevard de l'Oise F-95031 CERGY-PONTOISE CEDEX Tél : (33).01.34.43.48.00 Fax : (33).01.34.43.48.48		CARRIER TRANSICOLD Division Replacement Components Group TR-20 P.O. Box 4805, Syracuse, NY 13221 or Fax to : (315) 432.3778

NOTES GENERALES

Pour trouver la pièce de rechange, déterminer l'ensemble principal dans lequel se trouve la pièce, consulter la table des matières pour trouver la page appropriée qui illustre l'ensemble contenant la pièce.

Les lettres suivantes sont utilisées pour classifier les pièces dans le manuel.

A/R	Comme demandé.	NSS	Non vendu séparément. Commander l'ensemble qui inclut la pièce
NLO	Arrêté.	PL	A acheter localement.
NS	Non représenté sur la vue.	SST	Acier Inox Inox série 300 si non spécifié.
NSA	Non stocké assemblé. Commander les composants listés sous l'ensemble	SV - SK	Le suffixe SV SK ajouté au N° de code désigne un kit de pièces de rechange.
NSI	Non stocké. Peut être obtenu sur commande spéciale	PL*	A acheter localement. Peut être obtenu sous certaines conditions (Multipack, délai de livraison, prix...)

SUPRA 950 / 950 Mt^o

EINFÜHRUNG

Vorliegendes Ersatzteilhandbuch schließt alle in dem CARRIER TRANSICOLD Aggregat SUPRA 950 / 950 Mt^o enthaltenen Ersatzteile ein. Dieses Aggregat wurde Kühlen, Heizen und Abtau von Kälteaufbauten entwickelt.

Die Einzelheiten für die Ersatzteile der Motoren und Kompressoren sind den für diese Komponenten spezifisch ausgearbeiteten Ersatzteilhandbüchern zu entnehmen.

BESTELLANWEISUNG

Bei Bestellungen und Anfragen für Ersatzteile sind folgende Angaben zu machen:

- Serien N° des Gerätes
- Die Bezeichnung des Teiles und sein Kennzeichen auf der Explosionszeichnung
- Kodenummer
- Die gewünschte Menge

Richten Sie bitte Ihre Korrespondenz an folgende Adresse, je nach Ihrem Standort:

Ihr Standort	EUROPA (Ost/West) AFRIKA - MITTL. OSTEN	C.T.E.	Nord/Zentral/Südamerika	N.A.O.
Richten Sie bitte Ihre Bestellungen an :	CARRIER TRANSICOLD EUROPE 10, Boulevard de l'Oise F-95031 CERGY-PONTOISE CEDEX Phone : (33).1.34.43.48.00 Fax : (33).1.34.43.48.48		CARRIER TRANSICOLD Division Replacement Components Group TR-20 P.O. Box 4805, Syracuse, NY 13221 or Fax to : (315) 432.3778	

ALLGEMEINES

Um das Ersatzteil zu finden, ist das Hauptbestandteil, in welchem dieses Teil sich befindet, zu bestimmen. Hierzu ist das Inhaltsverzeichnis vorzunehmen, um die entsprechende Seite mit der Explosionszeichnung zu finden.

Folgende Buchstaben werden zur Klassifizierung der Teile im Handbuch verwendet:

A/R	<i>Je nach Anfrage.</i>	NSS	<i>Nicht separat lieferbar. Bestellen Sie bitte die komplette Einheit, die dieses Teil enthält.</i>
NLO	<i>Nicht mehr lieferbar.</i>	PL	<i>Lokal kaufen.</i>
NS	<i>Nicht auf der Zeichnung dargestellt.</i>	SST	<i>Rostfreier Stahl (Inoxserie 300, falls nicht anders spezifiziert).</i>
NSA	<i>Nicht als Montagesatz gelagert. Bestellen Sie die Bestandteile gemäß der detaillierten Liste.</i>	SV-SK	<i>Das Suffix SV SK nach der Kodenummer kennzeichnet einen Ersatzteilkit.</i>
NSI	<i>Nicht gelagert. Kann auf spezielle Bestellung geliefert werden.</i>	PL*	<i>Lokal kaufen. Bei Bestellung über Carrier ist dieser Artikel nur in Verpackungseinheiten lieferbar. (Lieferzeit und Preis bitte anfragen)</i>

SUPRA 950 / 950 Mt^o

INTODUCCIÓN

Este manual de recambios reúne todas las piezas de recambio de los equipos CARRIER TRANSICOLD SUPRA 950 / 950 Mt^o. Este equipo se ha creado para aplicaciones tales como la refrigeración, la calefacción y el descarche de las cajas frigoríficas.

La descripción de los recambios para motores y compresores debe buscarse en el manual de recambios específico para estos elementos.

INSTRUCCIONES PARA HACER UN PEDICO

En todos los pedidos de recambios habrá que especificar :

- el número de serie del equipo
- el número de código
- el nombre de la pieza y su lugar en la tabla
- la cantidad pedida

Enviar la correspondencia a la dirección siguiente según el lugar de residencia.

Vd Vive en :	EUROPA (Este/Oeste) AFRICA - Y MEDIO ORIENTE	C.T.E.	AMERICA (Norte/Central/Súr) N.A.O.
Dirigir los pedidos a :	CARRIER TRANSICOLD EUROPE 10, Boulevard de l'Oise F-95031 CERGY-PONTOISE CEDEX Phone : (33).1.34.43.48.00 Fax : (33).1.34.43.48.48		CARRIER TRANSICOLD Division Replacement Components Group TR-20 P.O. Box 4805, Syracuse, NY 13221 or Fax to : (315) 432.3778

NOTAS GENERALES

Para localizar el recambio, hay que determinar el conjunto principal al cual pertenece la pieza, consultar el índice para localizar la página correcta que ilustra el conjunto que incluye el recambio.

Las letras siguientes se utilizan para clasificar los recambios en el manual :

A/R	<i>Según pedido.</i>	NSS	<i>No se vende por separado. Pedir el conjunto incluye la pieza.</i>
NLO	<i>Fin de fabricación.</i>	PL	<i>Compra local.</i>
NS	<i>No está representado en el dibujo.</i>	SST	<i>Acero Inoxidable - Inox Seria 300 si no se especifica.</i>
NSA	<i>No se almacena montado. Pedir los componentes listados debajo del conjunto.</i>	SV-SK	<i>El sufijo SV-SK añadido al n° de código designa un kit de piezas de recambios.</i>
NSI	<i>No existe en stock. Puede conseguirse con un pedido especial.</i>	PL*	<i>Compras locales. Se pueden conseguir con condiciones especiales (Multipack, plazo de entrega, precio...)</i>

SUPRA 950 / 950 Mt^o

INTRODUZIONE

Questo manuale - parti di ricambio - raggruppa tutti i ricambi dei gruppi CARRIER TRANSICOLD SUPRA 950 / 950 Mt^o : si tratta di un gruppo le cui applicazioni comprendono la refrigerazione, il riscaldamento e lo sbrinamento delle casse frigorifere.

Per questi ultimi é necessario consultare il manuale delle parti di ricambio specifico.

ISTRUZIONI PER LA COMPILAZIONE DELL'ORDINE

Tutti gli ordini e le richieste di parti di ricambio dovranno comprendere :

- il N° matricola del gruppo
- il N° di codice
- la designazione del pezzo e il suo riferimento sull'esplosivo
- la quantità richiesta

Indirizzare la corrispondenza all'indirizzo seguente, secondo il vostro luogo di residenza.

Voi abitate :	EUROPA (Est/Ouest) AFRICA - MEDIO ORIENTE	C.T.E.	AMERICA (Nord/Centro/Sud) N.A.O.
Indirizzate i vostri ordini a :	CARRIER TRANSICOLD EUROPE 10, Boulevard de l'Oise F-95031 CERGY-PONTOISE CEDEX Phone : (33).1.34.43.48.00 Fax : (33).1.34.43.48.48		CARRIER TRANSICOLD Division Replacement Components Group TR-20 P.O. Box 4805, Syracuse, NY 13221 or Fax to : (315) 432.3778

NOTE GENERALI

Per cercare il pezzo di ricambio singolo, determinare l'insieme principale nel quale esso si trova, consultare l'indice per trovare la pagina corrispondente che illustra l'insieme che lo contiene.

Le lettere seguenti sono utilizzate per classificare i ricambi nel manuale :

A/R	<i>Come richiesto.</i>	NSS	<i>Non venduto separatamente : ordinare l'insieme che contiene il pezzo singolo.</i>
NLO	<i>Fuori produzione.</i>	PL	<i>Da acquistare sul posto.</i>
NS	<i>Non rappresentato sul disegno.</i>	SST	<i>Acciaio Inox. Inox serie 300 se non è specificato.</i>
NSA	<i>Non disponibile assemblato : ordinare i componenti elencati sotto l'insieme.</i>	SV-SK	<i>Il suffisso SV-SKaggiunto al n° di codice indica un kit di parti di ricambio</i>
NSI	<i>Non in stock : puo essere ottenuto con un ordine speciale.</i>	PL*	<i>Da acquistare sul posto. Può essere ottenuto a certe condizioni (Multipack, data di spedizione, prezzo...)</i>

SUPRA 950 / 950 Mt^o

INTRODUKTIE

Deze onderdelen lijst beschrijft service en vervangings onderdelen van de CARRIER TRANSICOLD SUPRA 950 / 950 Mt^o transportkoelmachine's.

Deze onderdelen lijst bevat geen gedetailleerde onderdelen voor de dieselmotor en compressor welke in de tabel hieronder staan vermeld. Gedetailleerde gegevens voor deze onderdelen staan vermeld in de separate onderdelen boeken.

BESTEL INSTRUCTIES

Bij alle aanvragen van reserve onderdelen moeten vermeld zijn :

- Serienummer van de groep
- Onderdeelbeschrijving + nummeraanduiding
- Code nummer
- Gewenst aantal

Richt alle correspondentie aan het volgende adres :

U woont:	EUROPA (Oost/West) AFRICA - MIDDEN OOSTEN	C.T.E.	AMERIKA Noord/Centraal/Zuid) N.A.O.
Zend uw orders naar:	CARRIER TRANSICOLD EUROPE 10, Boulevard de l'Oise F-95031 CERGY-PONTOISE CEDEX Phone : (33).1.34.43.48.00 Fax : (33).1.34.43.48.48		CARRIER TRANSICOLD Division Replacement Components Group TR-20 P.O. Box 4805, Syracuse, NY 13221 or Fax to : (315) 432.3778

ALGEMENE OPMERKINGEN

Om de benodigde onderdelen te localiseren, richt u tot de groep waar het specifieke onderdeel zich bevindt, en raadpleeg de inhoudstabel voor de juiste pagina.

De onderstaande afkortingen worden gebruikt :

A/R	<i>Zoals gewenst.</i>	NSS	<i>Niet apart leverbaar, bestel bovengenoemde set.</i>
NLO	<i>Niet meer gebruikt.</i>	PL	<i>Koop lokaal.</i>
NS	<i>Niet aangegeven in tekening.</i>	SST	<i>Roestvaststaal .300 serie tenzij anders aangegeven.</i>
NSA	<i>Niet als set leverbaar, bestel aparte onderdelen.</i>	SV-SK	<i>Achter het onderdeel betekent service onderdeel</i>
NSI	<i>Niet op voorraad, allen voor speciale orders leverbaar.</i>	PL*	<i>Koop lokaal, alleen onder speciale voorwaarden verkrijgbaar (grote hoeveelheden, leveringstijd, prijs e.d.)</i>

SUPRA 950 / 950 Mt^o

INTRODUKTION

Denne reservedelsliste viser erstatning for service reservedele for CARRIER TRANSICOLD'S SUPRA 950 / 950 Mt^o køleanlæg. Dette anlæg er fremstillet til middel temperatur køling, opvarmning og afrimning for truck biler.

En detaljeret identifikation af reservedele for disse kan findes i den tilhørende reservedelsliste.

BESTILLINGSVEJLEDNING

Alle ordrer og forespørgsler vedrørende reservedele skal indeholde :

- Anlæggets serienummer
- Beskrivelse af reservedel som vist på liste
- Reservedelsnummer
- Ønsket mængde

Al henvendelse vedrørende reservedele til følgende adresse alt efter lokalitet.

Du bor :	EUROPA (Øst / Vest) AFRIKA - MELLEØSTEN	C.T.E.	- AMERIKA (Nord / Midt / Syd) N.A.O.
Address your orders to:	CARRIER TRANSICOLD EUROPE 10, Boulevard de l'Oise F-95031 CERGY-PONTOISE CEDEX Phone : (33).1.34.43.48.00 Fax : (33).1.34.43.48.48		CARRIER TRANSICOLD Division Replacement Components Group TR-20 P.O. Box 4805, Syracuse, NY 13221 or Fax to : (315) 432.3778

GENERELLE NOTATER

For at finde den ønskede reservedel, find hovedgruppen hvor reservedelen er lokaliseret, slå op på den pågældende side for at finde den ønskede reservedel.

Følgende betegnelser bruges for at klassificere reservedele gennem hele listen.

A/R	<i>Efter ønske.</i>	NSS	<i>Ikke solgt separat - bestil ovenstående sæt.</i>
NLO	<i>Udgået .</i>	PL	<i>Købes lokalt.</i>
NS	<i>Ikke vist på illustrationen.</i>	SST	<i>Rustfri stål - medmindre andet står skrevet.</i>
NSA	<i>Ej solgt komplet - bestil komponenter som er listet under delen.</i>	SV - SK	<i>Er betegnelsen SV-SK tilføjet reservedelsnumret refererer dette til et sæt.</i>
NSI	<i>Ikke lagerført - kan være tilgængelig ved speciel bestilling.</i>	PL*	<i>Købes lokalt. Kan muligvis fås med specielle betingelser (multipak, leveringsdato, pris...).</i>

SUPRA 950 / 950 Mt^o

INTRODUKTION

Denna reservdels bok identifierar vilka reservdelar som finns till kylaggregatet CARRIER TRANSICOLD SUPRA 950 / 950 Mt^o.

Detaljerad reservdels beskrivning finns i denna reservdels bok.

ORDER INSTRUKTIONER

Alla order och önskemål av delar måste innehålla:

- Serie nummer på aggregatet
- Artikel.Nr.
- Beskrivning av delen som den visas i boken
- Antal.

Adressera alla reservdelsförfrågningar till den adressen som tillhör din region.

Du bor i :	EUROPA (ÖST / VÄST) AFRIKA - MELLAN ÖSTERN	C. T. E.	AMERIKA (NORD / MELLAN / SYD) N.A.O.
Address your orders to:	CARRIER TRANSICOLD EUROPE 10, Boulevard de l'Oise F-95031 CERGY-PONTOISE CEDEX Phone : (33).1.34.43.48.00 Fax : (33).1.34.43.48.48		CARRIER TRANSICOLD Division Replacement Components Group TR-20 P.O. Box 4805, Syracuse, NY 13221 or Fax to : (315) 432.3778

NOTERINGAR

För att hitta ersättningsdelar, bestäms av vilken grupp delarna tillhör, ett schema för denna sidan visar vilka delar som finns tillgängliga.

Följande benämningar används för att klassa delarna i denna boken.

A/R	Efter förfrågan.	NSS	<i>Säljs inte enskilt - beställ huvudprodukten eller kiten.</i>
NLO	<i>Erbjuds inte längre.</i>	PL	<i>Köpes lokalt.</i>
NS	<i>Visas inte på bilden.</i>	SST	<i>Rostfritt - 300 serie om inget annat står.</i>
NSA	Ej lagerförd huvudprodukt - beställ komponenterna under huvudprodukten.	SV - SK	<i>Suffix SV-SK som tillförts reservdels numret refererar till en kit.</i>
NSI	<i>Ej lagerförda delar - kan levereras vid special order.</i>	PL*	<i>Köpes lokalt. Kan fås under speciella förhållande (Multipack, leveransdatum, pris...).</i>

SUPRA 950 / 950 Mt^o

Введение:

Данный каталог содержит перечень запасных частей для холодильного агрегата компании CARRIER TRANSICOLD SUPRA 950 / 950 Mt^o года. Этот агрегат предназначен для поддержания температуры в кузовах средних грузовиков.

Подробный перечень запасных частей для этих узлов находится в соответствующих каталогах запасных частей.

Инструкции по заказу:

Все заказы и запросы относительно запасных частей должны содержать :

- Серийный номер агрегата.
- Наименование запасной части как в каталоге.
- Номер запасной части по каталогу .
- Требуемое количество.

Направляйте всю переписку по запасным частям по следующему адресу в соответствии с Вашим местонахождением.

Вы находитесь в:	Европе(Восточной/Западной) С.Т.Е. Африке–Ближнем Востоке	Америке (Северной/Центральной/ Южной) N.A.O.
Направляйте ваши заказы:	CARRIER TRANSICOLD EUROPE 10, Boulevard de l'Oise F-95031 CERGY-PONTOISE CEDEX Phone : (33).1.34.43.48.00 Fax : (33).1.34.43.48.48	CARRIER TRANSICOLD Division Replacement Components Group TR-20 P.O. Box 4805, Syracuse, NY 13221 or Fax to : (315) 432.3778

Общие указания:

Для поиска номера конкретной детали, определите группу, в которой она находится, в оглавлении найдите нужную страницу.

Для классификации деталей в данном каталоге используются следующие сокращения.

A/R	<i>По мере необходимости.</i>	NSS	<i>Не продается отдельно – заказывайте узел, в который входит данная деталь.</i>
NLO	<i>Более не продается.</i>	PL	<i>Приобретайте самостоятельно.</i>
NS	<i>Не показано на рисунке.</i>	SST	<i>Нержавеющая сталь серии 300, если не указано другое.</i>
NSA	<i>Узел отсутствует на складе – заказывайте отдельные компоненты, перечисленные ниже.</i>	SV - SK	<i>Суффикс SV - SK относится к ремкомплектам.</i>
NSI	<i>Нет на складе – может быть доставлено по особому заказу.</i>	PL*	<i>Приобретайте самостоятельно. Может быть заказано на особых условиях (количество, сроки поставки, цены...)</i>

SUPRA 950 / 950 Mt^o

RECOMMENDATION LIST

To help you manage your stocks, a recommendation list is provided on the following page(s).

Items are classified into three categories.

M for maintenance

e.g. Filter, Belt, Electric motor brushes, Drier, Fuse, etc...

C for Critical

i.e. items without which the unit cannot restart.

S for Selection

Same level of necessity as C, but whose probability of requirement depends on the characteristics of the vehicle fleet, i.e. age of units and level of service provided to user (e.g. 24 hour a day service).

In the event of repair, only use original CARRIER PERFORMANCE PARTS.

LISTE DE RECOMMANDATION

Afin de vous aider dans la gestion de vos stocks, une liste de Préconisation vous est proposée page(s) suivante(s).

Les articles sont classés en trois catégories.

M pour Maintenance

Ex : Filtre, Courroie, Balais de moteur électrique, Deshydrateur, Fusible, etc...

C pour Critique

Article sans lequel l'unité ne peut être remise en fonctionnement.

S pour Selective

Même nécessité que C mais dont la probabilité du besoin est fonction de la population du parc, de l'âge des unités et du niveau de service fourni à l'utilisateur (ex: 24/24).

En cas de réparation, n'utilisez que des pièces de rechange CARRIER PERFORMANCE PARTS d'origine

VORSORGEListe

Zur besseren Verwaltung Ihres Lagerbestands wird Ihnen auf der (den) folgenden Seite (n) eine Vorsorgeliste vorgeschlagen.

Die Artikel sind drei Kategorien zugeordnet.

M für die Wartung

z.B.: Filter, Keilriemen, Bürsten des Elektromotors, Filtertrockner, Sicherungen, usw.

C für kritische Teile, ohne welche das Aggregat nicht in Stand gesetzt werden kann.

S für Auswahl, mit der gleichen Notwendigkeit wie C, wobei jedoch die Wahrscheinlichkeit des Bedarfs von der Größe des Fahrzeugparks, vom Alter der Aggregate und von dem dem Benutzer gelieferten kundendienstniveau abhängt (z.B. 24 Stunden täglich).

Bei Reparaturarbeiten nur die Originalersatzteile CARRIER PERFORMANCE PARTS verwenden.



SUPRA 950 / 950 Mt^o

LISTA DE RECOMENDACIONES

Para ayudarle en la gestión de sus existencias, hemos incluido una lista de recomendaciones en las páginas siguientes.

Los artículos se ordenan en tres categorías:

M (como mantenimiento)

Ej.: Filtro, Correa, Escobillas de motor eléctrico, Deshidratador, Fusible, etc...

C (como crítico)

Artículo sin el cual la unidad no puede volver a funcionar.

S (como selección)

Mismo grado de criticidad que C, pero cuya probabilidad de llegar a ser necesario depende de la composición del parque de vehículos, de la edad de las unidades y del nivel de servicio suministrado al usuario (Ej.: servicio las 24 horas del día).

En caso de reparación, utilice únicamente piezas de repuesto CARRIER PERFORMANCE PARTS de origen.

LISTA DI RACCOMANDEZIONI

Per aiutarvi a gestire gli stock, una lista di raccomandazioni è proposta nella pagina successiva (nelle pagine successive).

M, corrispondente a Manutenzione

es.: Filtro, Cinghia, Spazzola di motore elettrico, Disidratatore, Valvola, ecc...

C, corrispondente a Critico

Articolo senza il quale l'unità non può essere rimessa in moto.

S, corrispondente a Selezione

Stesso significato di C, ma la cui necessità dipende dalla quantità di apparecchi, dall'età di questi ultimi e dal livello di servizio offerto all'utente (es.: 24/24).

In caso di riparazione, utilizzare soltanto i pezzi di ricambio originali CARRIER PERFORMANCE PARTS.

AANBEVELINGSLIJST

Om u te helpen bij het beheer van uw voorraden hebben wij voor u een Aanbevelingslijst opgesteld.

Volgende pagina('s)

De artikelen zijn in drie categorieën ingedeeld:

M voor Onderhoud

Bijv.: Filter, Riem, Borstels van elektrische motor, Dehydratietoestel, Zekering enz...

C voor Kritiek

Zonder dit artikel kan de unit niet opnieuw in werking worden gesteld.

S voor Selectie

Dezelfde noodzaak als voor K, maar waarbij de behoefte afhankelijk is van de parkgroep, de leeftijd van de units en het door aan de gebruiker geboden serviceniveau (bijv. 24 uren-service).

Gebruik bij reparaties uitsluitend originele CARRIER PERFORMANCE PARTS-onderdelen.



SUPRA 950 / 950 Mt^o

ANBEFALET LAGERLISTE

For at hjælpe dig med lagerføring, forefindes en anbefalet lagerliste på følgende side(r).

Dele klassificeres i tre kategorier.

M = service

f.eks. Filter, Rem, Kul, Tørfilter, Sikringer, osv....

C = kritisk

d.v.s. dele uden hvilke anlægget ikke kan starte.

S = udvælgelse

Samme niveau som C, men sandsynligheden for forespørgsel afhænger af produktmix samt flådens størrelse og alder.

Ved enhver reparation, bruges kun originale CARRIER PERFORMANCE PARTS.

REKOMMENDATIONS LISTA

För att hjälpa dig med lagerhållning, finns en rekommendations lista på följande sidor.

Delarna är klassade i 3 kategorier.

M för underhåll

T.ex. Filter, Kol för elmotorer, Torkfilter, Säkringar, ex....

C för kritiska delar

Utan dessa delarna kan aggregatet inte starta.

S för urval

Lika nödvändiga som C, men är mer beroende av hur kundkretsen ser ut, hur gamla aggregaten är och vilken service kunden kräver (t.ex. 24 timmars service).

Vid reparationer skall endast original CARRIER TRANSICOLD delar användas.

Список рекомендуемых запасных частей:

Для того, чтобы облегчить вам управление складом, на следующих страницах приведен список рекомендуемых запасных частей.

Запасные части распределены по трем категориям.

M - запасные части для обслуживания

Например фильтры, ремни, щетки, осушители, предохранители и т.п.....

C - Критические узлы

То есть детали, без которых агрегат не сможет работать.

S - запасные части по выбору

Тот же уровень важности, как и для C, но потребность в этих деталях зависит от состава парка рефрижераторов, возраста агрегатов, уровня сервиса.

Для ремонта используйте только подлинные запасные части CARRIER PERFORMANCE PARTS.

SUPRA 950 / 950 Mt^o

PART NO.	DESCRIPTION	QTY	LOCATION
PRECONISATION LIST "M"			
14-01092-06	SIGHT GLASS, 3/8"	1	12.14
14-00326-03	FILTER DRIER, 3/8"	1	12.14
14-00220-03	LIQUID INDICATOR SIGHT GLASS	1 OR 2	12.14
14-00220-05	MOISTURE INDICATOR SIGHT GLASS	1	12.14
17-21003-00	GASKET VALVE	1	16.18
54-60006-31	CAP, BRUSH HOLDER	2	20
54-60006-30	BRUSH	2	20
42-00326-01	GASKET VALVE	1	24.26
04-60008-19	BEARING, FRONT	1	28.30
04-60008-04	BEARING, REAR	1	28.30
50-60094-01	IDLER ASSY	1	28.30
04-60008-24	BEARING	4	28.30
50-60094-00	IDLER ASSY	1	28.30
50-60288-24	BELT, ALTERNATOR / MOTOR	1	28
50-60288-09	BELT, ALT / MOTOR / ALT	1	30
04-60011-42	BEARING, FRONT	1	32.36
04-60008-42	BEARING, REAR	1	32.36
50-00178-54	BELT, COMPRESSOR / MOTOR	2	32.36
50-00178-53	BELT, COMPRESSOR / ENGINE	2	32
941172	OIL FILTER	1	34.38
50-60197-06	BELT, WATER PUMP	1	34.38
945690	GASKET	1	34.38
04-60006-00	BEARING	1	34.38
50-00178-55	BELT, COMPRESSOR / MOTOR	2	36
54-00603-55	BEARING, REAR	1	36
54-00603-54	BEARING, FRONT	1	36
30-00302-00	FILTER FUEL	1	40
48-60063-00	FILTER HEAD	1	40
48-60063-01	FILTER, HEAD	1	42
30-00323-00	FILTER, OIL	1	42
42-60025-00	SEAL, BONDED	2 OR 9	42.44
42-60040-22	SEAL, RING	2	42
42-60042-00	GASKET, RADIATOR CAP	1	44
25-36676-00	GASKET, THERMOSTAT HOUSING	1	44
42-00243-24	O-RING	1	44
30-60049-20	FILTER ELEMENT	1	46
30-60097-20	FILTER ELEMENT	1	46
22-02336-03	FUSE, 3A	1, 2, 8 OR 10	56.58.60
22-60102-07	FUSE, 6.3A 250V	1 OR 3	56.62
22-60102-08	FUSE, 4A 600V	3	56
22-60340-04	FUSE, MIDIFUSE 80A	2	58.62
22-02336-02	FUSE, 5A	1, 6 OR 7	58.60.62
22-02336-06	FUSE, 15A	2	58.60
22-02336-01	FUSE, 20A	6	58
22-02336-04	FUSE, 10A	2, 6 OR 8	58.60
22-02336-08	FUSE, 7.5A	9	60
22-60102-03	FUSE, 3A 450V	12 OR 18	62
22-60102-04	FUSE, 1.6A FOR 1 FAN	1	62
22-60102-05	FUSE, 3.15A FOR 2 FANS	1	62
22-60102-06	FUSE, 5A FOR 3 FANS	1	62
30-01080-20	FILTER	1	63
30-01044-21	GASKET	1	63
7101850	FILTER	1	63

SUPRA 950 / 950 Mt^o

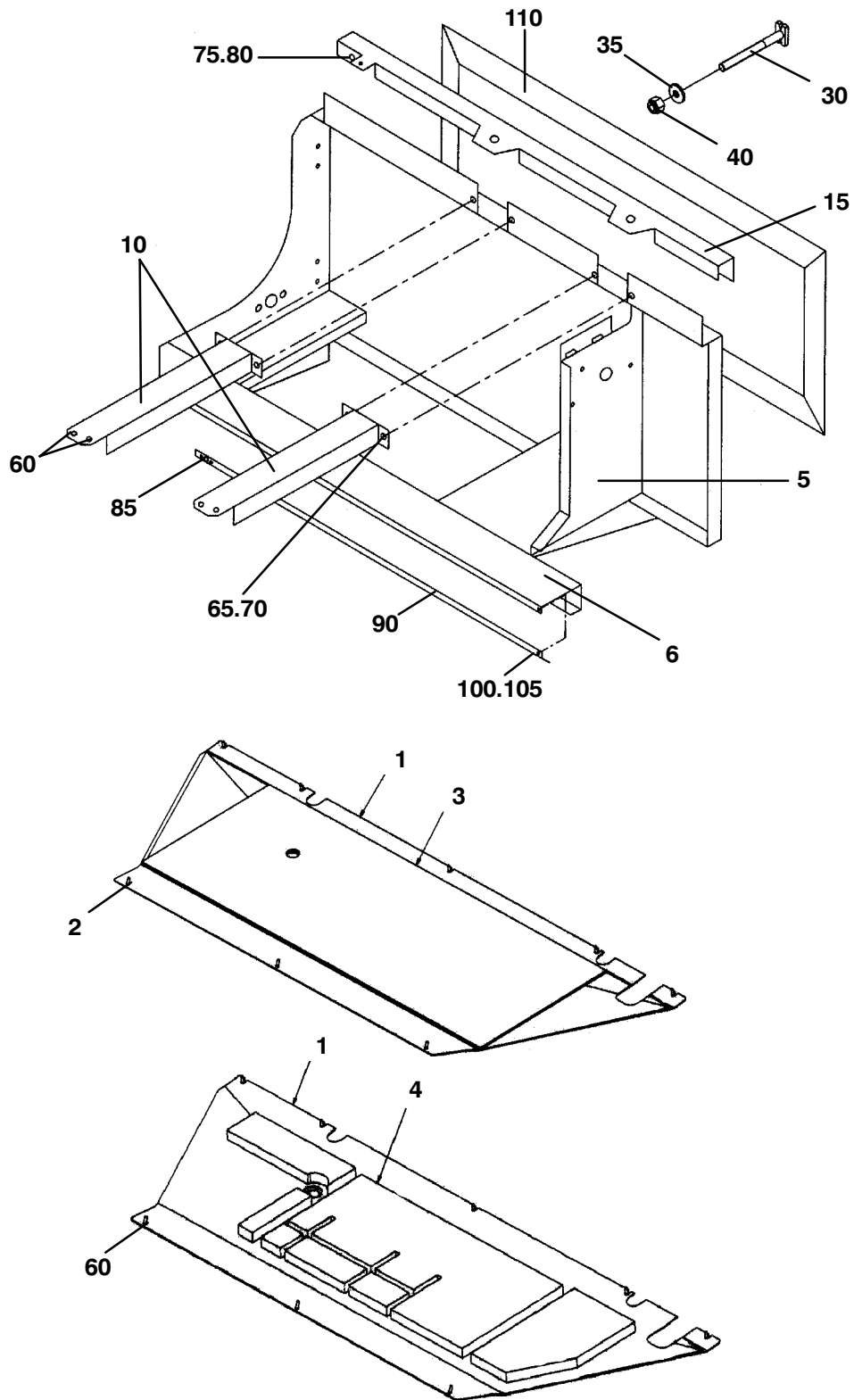
PART NO.	DESCRIPTION	QTY	LOCATION
PRECONISATION LIST "C"			
12-00283-00	SPT SUCTION PRESSURE TRANSDUCER	1	12.14
12-00284-00	CDT COMPRESSOR DISCHARGE TEMP	1	12.14
12-00309-04	HP1 HIGH PRESSURE SWITCH	1	12.14
12-01039-08	DEFROST AIR SWITCH	1	12
14-60026-00	CHECK VALVE, 1/4"	1	12.14
14-60026-01	CHECK VALVE, 3/8"	1	12.14
14-00272-01	VALVE, RELIEF	1	12.14
12-60032-05	HP2 HIGH PRESSURE SWITCH	1	14
22-02579-00	COIL, COMPRESSOR UNLOADER	1	16.18.32.36
14-00181-04	CHECK VALVE, 7/8"	1	18
14-01042-00	VALVE, SERVICE 7/8"	1	18
14-60045-00	VALVE, SOLENOID 1/4"	1	18
14-60046-01	VALVE, SOLENOID 7/8"	1	18
22-60116-05	DTT HARNESS	1	20
12-00566-50	RAS SENSOR	1	20
54-60006-13	MOTOR, DC	3	20
14-60009-05	ORIFICE	1	20
14-60039-04	VALVE, EXPANSION	1	20
12-00566-00	SAS SENSOR	1	22
08-60119-01	COIL, HEATER	1	22
14-00171-01	VALVE, SERVICE 1-1/8"	1	24.26
14-00205-00	CPR VALVE	1	24.26
30-60050-04	ALTERNATOR, 14V 70A	1	28
30-60050-21	DIODE BRIDGE	1	28.30
30-60050-20	REGULATOR AND BRUSH	1	28.30
30-60050-03	ALTERNATOR, 14V 50A	1	30
29-70206-00	STOP SOLENOID	1	34.38
12-00592-00	LP OIL PRESSURE SWITCH	1	42
12-01145-03	WTS SENSOR	1	44
25-15003-00	THERMOSTAT	1	44
25-15003-03 NSS	THERMOSTAT	1	44
30-60075-00	AIR CLEANER	1	46
30-60097-00	AIR CLEANER	1	46
14-60036-00	VALVE, 1/2"	1	50
48-60013-00	NIPPLE, STRAIGHT 1/2"	2	50
22-60307-00	COIL, 12 VDC	1	50
10-01129-02SV	SWITCH, TOGGLE	1 OR 2	56.60
12-60044-02	CONTACTOR	1, 2 OR 3	56.62
12-60049-02	DIODE ASSY	1, 2 OR 3	56.62
10-00286-04	RELAY, 12VDC	1, 4 OR 7	56.58.60
10-00433-05	CONTACTOR, 37A	1	56
10-00385-02	RELAY, 12VDC	4 OR 14	58.60
10-60044-15	OVERLOAD RELAY	1	58.62
10-00433-07	CONTACTOR	1	58.62
10-60044-13	OVERLOAD RELAY	1	58.62
10-60044-40	OVERLOAD RELAY BASE	1	58.62
10-60042-00	SWITCH, TOGGLE	3	60
10-00214-00	RELAY, 12VDC	1	62
10-01176-00	RELAY, 12VDC	1	62
10-60044-41	OVERLOAD RELAY BASE, 230V	1	62
10-00433-05	CONTACTOR, 37A	1	62
30-01080-02SV	PUMP, FUEL	1	63

SUPRA 950 / 950 Mt^o

PART NO.	DESCRIPTION	QTY	LOCATION
PRECONISATION LIST "S"			
14-00180-02	3-WAYS VALVE, SOLENOID	1	16
14-01042-00	VALVE, SERVICE 7/8"	1	16
18-00059-20	COMPRESSOR, 05G R404A	1	32.36
18-00059-130RM	COMPRESSOR, 05G REMAN	1	32.36
54-60027-08	MOTOR, STAND-BY 9KW	1	32.36
29-70157-00	GLOW PLUG	3	34.38
50-60076-00	ROTOR	1	34.38
10-60018-00SV	SOLENOID, 12 VOLTS DC	1	34.38
30-60030-00	ROD, LINKAGE SPEED	1	34.38
58-00735-01	BOTTLE, COOLANT RECOVERY	1	44
10-00375-01	BUZZER	1	58
12-00325-01	CAB COMMAND, MICRO CONTROL	1	58.60
91-60088-00 NSA	CAB COMMAND, ADDITIONAL	1	60
10-00375-01	BUZZER	1	62

SUPRA 950 / 950 Mt^o

1. FRAME AND BOTTOM

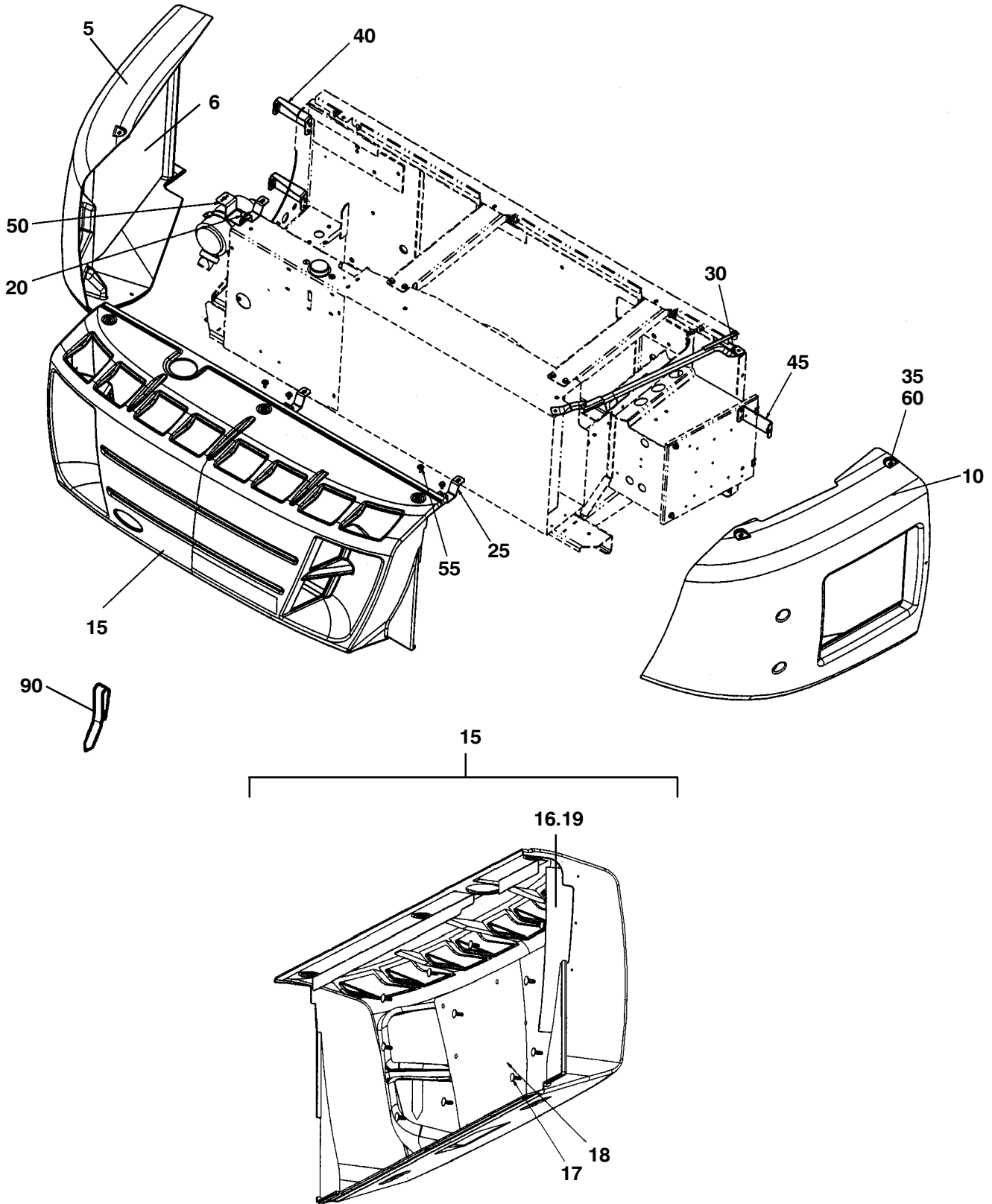


SUPRA 950 / 950 Mt^o

ITEM	PART NO.	DESCRIPTION	QTY
1. FRAME AND BOTTOM			
1	68-61780-00 NSI	PANEL, BOTTOM	1
2	34-60044-00	SCREW, M6 X 20MM	8
3	58-60112-04	FOAM, BOTTOM COVER (LOW NOISE VERSION)	1
4	58-60639-00	FOAM, BOTTOM COVER (SILENT VERSION)	1
5	79-60396-01 NSI	FRAME ASSY - INCLUDES:	1
6	86-60599-01	CHANNEL ASSY	1
10	67-60015-00	SUPPORT, CENTER	2
15	67-60016-01	REAR COVER STARTING WITH SERIAL NUMBER TB102953 FOR STD	1
		STARTING WITH SERIAL NUMBER GB101171 FOR Mt ^o	1
15	67-60016-02	REAR COVER STARTING WITH SERIAL NUMBER TB209031 FOR STD	1
		STARTING WITH SERIAL NUMBER GB211017 FOR Mt ^o	1
30	34-60014-01	BOLT, T-HEAD M14 X 180MM	4
35	34-01249-29 PL*	WASHER, SPACER M14 X 30MM	4
40	34-01184-64 PL*	NUT, LOCK M14	4
60	34-60068-20	SCREW, M6 X 20MM	12
65	34-01184-58 PL*	NUT, LOCK M8	4
70	34-60095-30 PL*	WASHER, LOCK M8 X 18MM	4
75	34-01184-56 PL*	NUT, LOCK M6	1
80	34-60095-46 PL*	WASHER, LOCK M6 X 18MM	1
85	44-01145-30	LOCK, DOOR SPRING	1
90	67-60303-00	ANGLE	1
100	34-60095-27 PL*	WASHER, LOCK M6 X 14MM	4
105	34-01152-16 PL*	SCREW, CAP HXHD M6 X 16MM	4
110	42-60001-00	GASKET	1

SUPRA 950 / 950 Mt^o

2. SKINS STARTING WITH SERIAL NUMBER TB102953 FOR STANDARD VERSION
STARTING WITH SERIAL NUMBER GB101171 FOR MULTITEMPERATURE VERSION

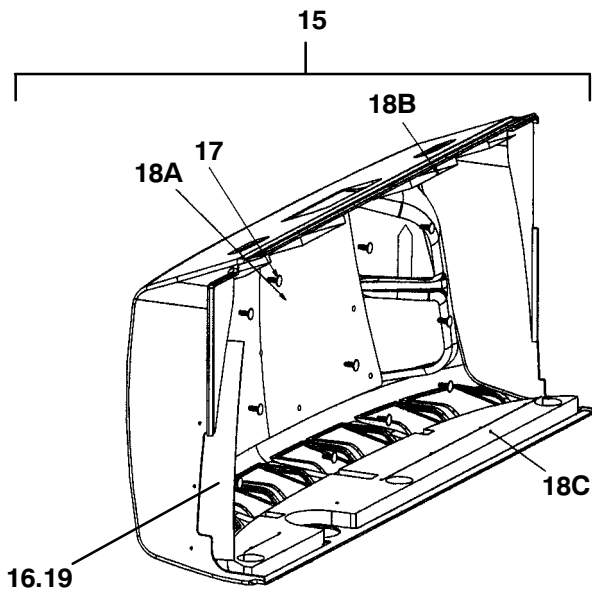
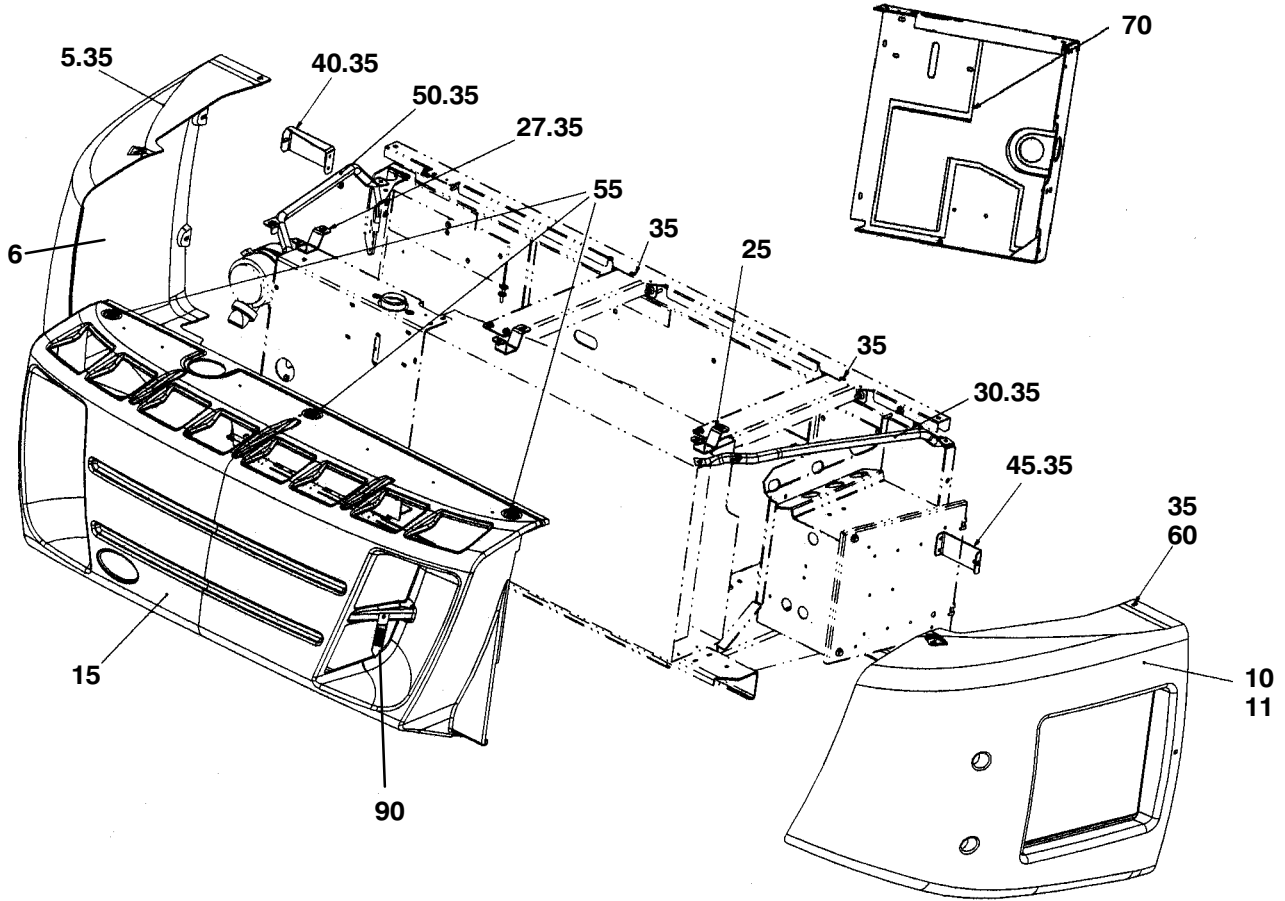


SUPRA 950 / 950 Mt^o

ITEM	PART NO.	DESCRIPTION	QTY
2. SKINS STARTING WITH SERIAL NUMBER TB102953 FOR STANDARD VERSION STARTING WITH SERIAL NUMBER GB101171 FOR MULTITEMPERATURE VERSION			
5	79-60478-00	DOOR ASSY, CURBSIDE (STANDARD VERSION) - INCLUDES:	1
5	79-60478-01	DOOR ASSY, CURBSIDE (LOW NOISE VERSION) - INCLUDES:	1
6	58-60553-00 NSI	FOAM, (LOW NOISE VERSION)	1
10	58-60550-10	PANEL SKIN, CONTROL BOX	1
15	79-60484-02	FRONT GRILL ASSY (STANDARD VERSION) - INCLUDES:	1
15	79-60484-03	FRONT GRILL ASSY (LOW NOISE VERSION) - INCLUDES:	1
16	PL	DEFLECTOR	1
17	58-60590-00 NSI	PIN, SUPPORT FOAM GRILL (LOW NOISE VERSION)	1
18	58-60559-00 NSI	FOAM, (LOW NOISE VERSION)	1
19	34-01151-05 PL*	WASHER, FLAT M5	4
20	67-60297-00	BRACKET, FRONT GRILL	1
25	67-60297-01	BRACKET, FRONT GRILL	2
30	86-60900-00	SAFETY BAR ROADSIDE	1
35	34-60068-20	SCREW, M6 X 20MM	15
40	79-60524-02	BRACKET ASSY - INCLUDES:	2
NS	34-60098-62	NUT, CAGE M6	1
45	67-60341-00	BRACKET ASSY	1
50	79-60526-00	BRACKET ASSY - INCLUDES:	1
NS	34-60098-62	NUT, CAGE M6	1
55	34-60044-00	SCREW, M6 X 20MM	7
60	58-60632-00 PL*	WASHER, M6 X 18MM	13
90	62-03905-00	INDICATOR AIR FLOW	1

SUPRA 950 / 950 Mt^o

3. SKINS STARTING WITH SERIAL NUMBER TB209031 FOR STANDARD VERSION
STARTING WITH SERIAL NUMBER GB211017 FOR MULTITEMPERATURE VERSION

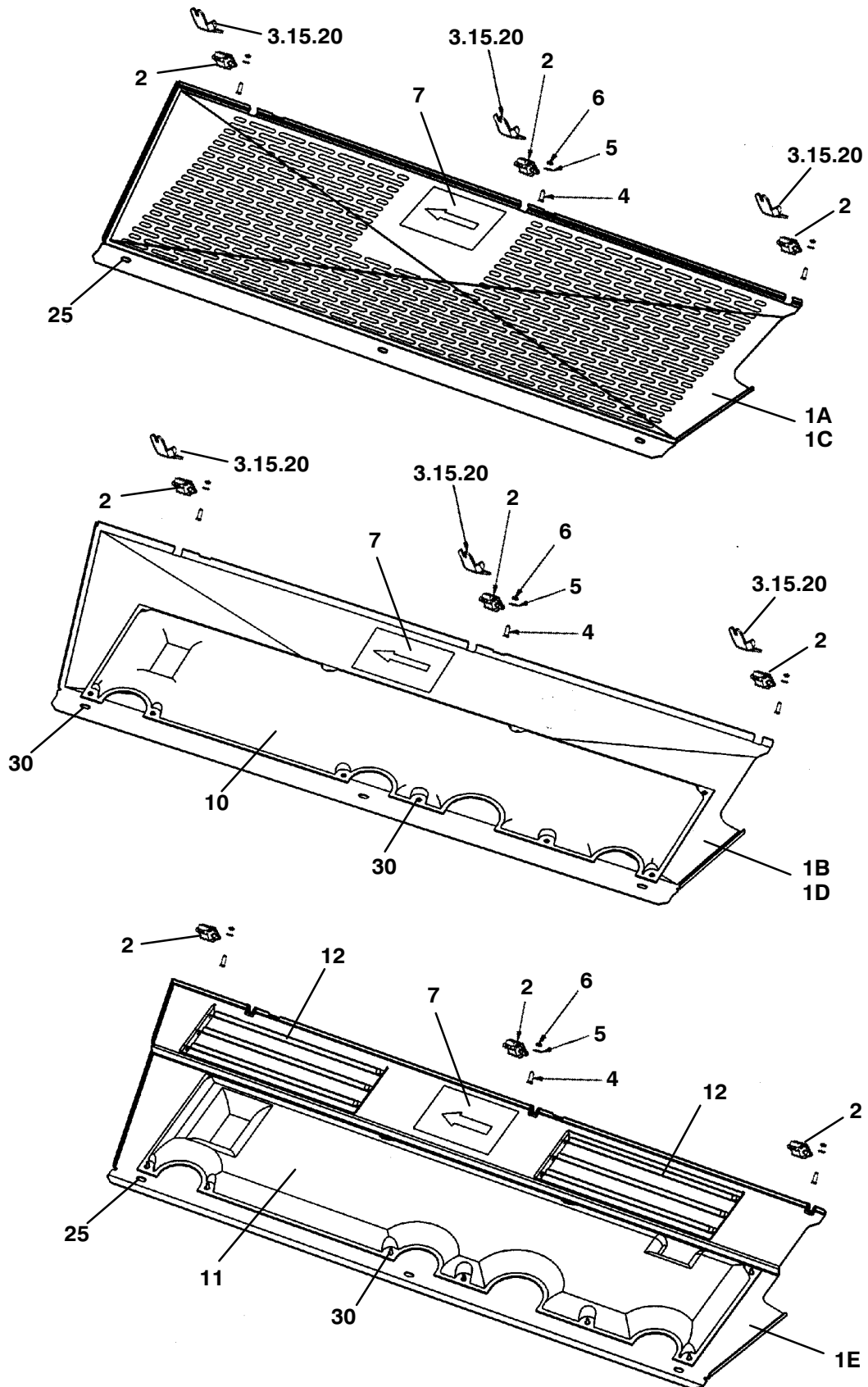


SUPRA 950 / 950 Mt^o

ITEM	PART NO.	DESCRIPTION	QTY
3. SKINS STARTING WITH SERIAL NUMBER TB209031 FOR STANDARD VERSION STARTING WITH SERIAL NUMBER GB211017 FOR MULTITEMPERATURE VERSION			
5	79-60478-02	DOOR ASSY, CURBSIDE (STANDARD VERSION) - INCLUDES:	1
5	79-60478-03	DOOR ASSY, CURBSIDE (LOW NOISE VERSION) - INCLUDES:	1
5	79-60478-04	DOOR ASSY, CURBSIDE (SILENT VERSION) - INCLUDES:	1
6	58-60553-00 NSI	FOAM (LOW NOISE VERSION)	1
6	58-60553-01 NSI	FOAM (SILENT VERSION)	1
10	58-60550-01	PANEL SKIN, CONTROL BOX	1
11	58-60641-00 NSI	FOAM (SILENT VERSION)	1
15	79-60484-02	FRONT GRILL ASSY (STANDARD VERSION) - INCLUDES:	1
15	79-60484-03	FRONT GRILL ASSY (LOW NOISE VERSION) - INCLUDES:	1
15	79-60484-04	FRONT GRILL ASSY (SILENT VERSION) - INCLUDES:	1
16	PL	DEFLECTOR	1
17	58-60590-00 NSI	PIN, SUPPORT FOAM GRILL (LOW NOISE VERSION)	1
18A	58-60559-00 NSI	FOAM (LOW NOISE & SILENT VERSION)	1
18B	58-60640-00 NSI	FOAM (SILENT VERSION)	1
18C	58-60644-00 NSI	FOAM (SILENT VERSION)	1
19	34-01151-05 PL*	WASHER, FLAT M5	4
25	67-60297-01	BRACKET, FRONT GRILL	2
27	67-60297-00	BRACKET, FRONT GRILL	1
30	86-60936-00	SAFETY BAR ROADSIDE	1
35	34-60068-20	SCREW, M6 X 20MM	25
40	79-60524-02	BRACKET ASSY - INCLUDES:	2
NS	34-60098-62	NUT, CAGE M6	1
45	67-60341-00	BRACKET ASSY	1
50	86-60934-00	SAFETY BAR CURBSIDE	1
55	34-60044-00	SCREW, M6 X 20MM	13
60	58-60632-00 PL*	WASHER, M6 X 18MM	13
70	58-60642-00	FOAM, FRONT PANEL (SILENT VERSION)	1
90	62-03905-00	INDICATOR AIR FLOW	1

SUPRA 950 / 950 Mt°

4. TOP GRILL



SUPRA 950 / 950 Mt^o

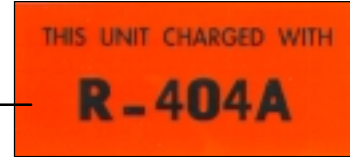
ITEM	PART NO.	DESCRIPTION	QTY
4. TOP GRILL			
1A	79-60487-00	NSI PANEL ASSY, TOP (STANDARD VERSION) - INCLUDES: STARTING WITH SERIAL NUMBER TB102953 FOR STANDARD STARTING WITH SERIAL NUMBER GB101171 FOR Mt ^o	1
1B	79-60487-01	NSI PANEL ASSY, TOP (LOW NOISE VERSION) - INCLUDES: STARTING WITH SERIAL NUMBER TB102953 FOR STANDARD STARTING WITH SERIAL NUMBER GB101171 FOR Mt ^o	1
1C	79-60487-02	NSI PANEL ASSY, TOP (STANDARD VERSION) - INCLUDES: STARTING WITH SERIAL NUMBER TB209031 FOR STANDARD STARTING WITH SERIAL NUMBER GB211017 FOR Mt ^o	1
1D	79-60487-03	NSI PANEL ASSY, TOP (LOW NOISE VERSION) - INCLUDES: STARTING WITH SERIAL NUMBER TB209031 FOR STANDARD STARTING WITH SERIAL NUMBER GB211017 FOR Mt ^o	1
1E	79-60487-04	NSI PANEL ASSY, TOP (SILENT VERSION) - INCLUDES:	1
2	44-00356-00	HINGE	3
3	68-61816-01	BRACKET, TOP GRILL TB102953 ⇔ TB209031 FOR STANDARD GB101171 ⇔ GB211017 FOR Mt ^o	3
4	34-60092-16	PL* SCREW, TF DRIVE M5 - 16MM	3
5	34-60002-05	PL* WASHER, M5	3
6	34-01184-05	PL* NUT, LOCK M5	3
7	62-60192-00	DECAL, WARNING ROTATION	1
10	58-60560-01	FOAM (LOW NOISE VERSION)	1
11	58-60560-02	NSI FOAM (SILENT VERSION)	1
12	58-60643-00	NSI FOAM (SILENT VERSION)	4
15	34-60095-46	PL* WASHER, LOCK M6 X 18MM	3
20	34-01184-56	PL* NUT, LOCK M6	3
25	34-60044-00	SCREW, M6 X 20MM	3
30	44-60101-00	NUT, PLASTIC (LOW NOISE & SILENT VERSION)	10

SUPRA 950 / 950 Mt°


5. DECALS



50



80

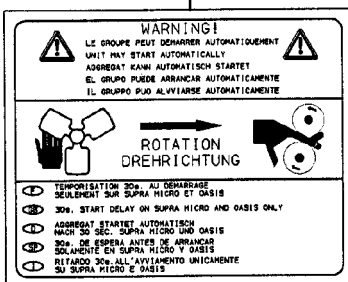


60

30



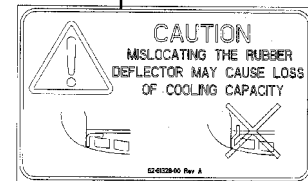
70



20



90



40



10



12



11

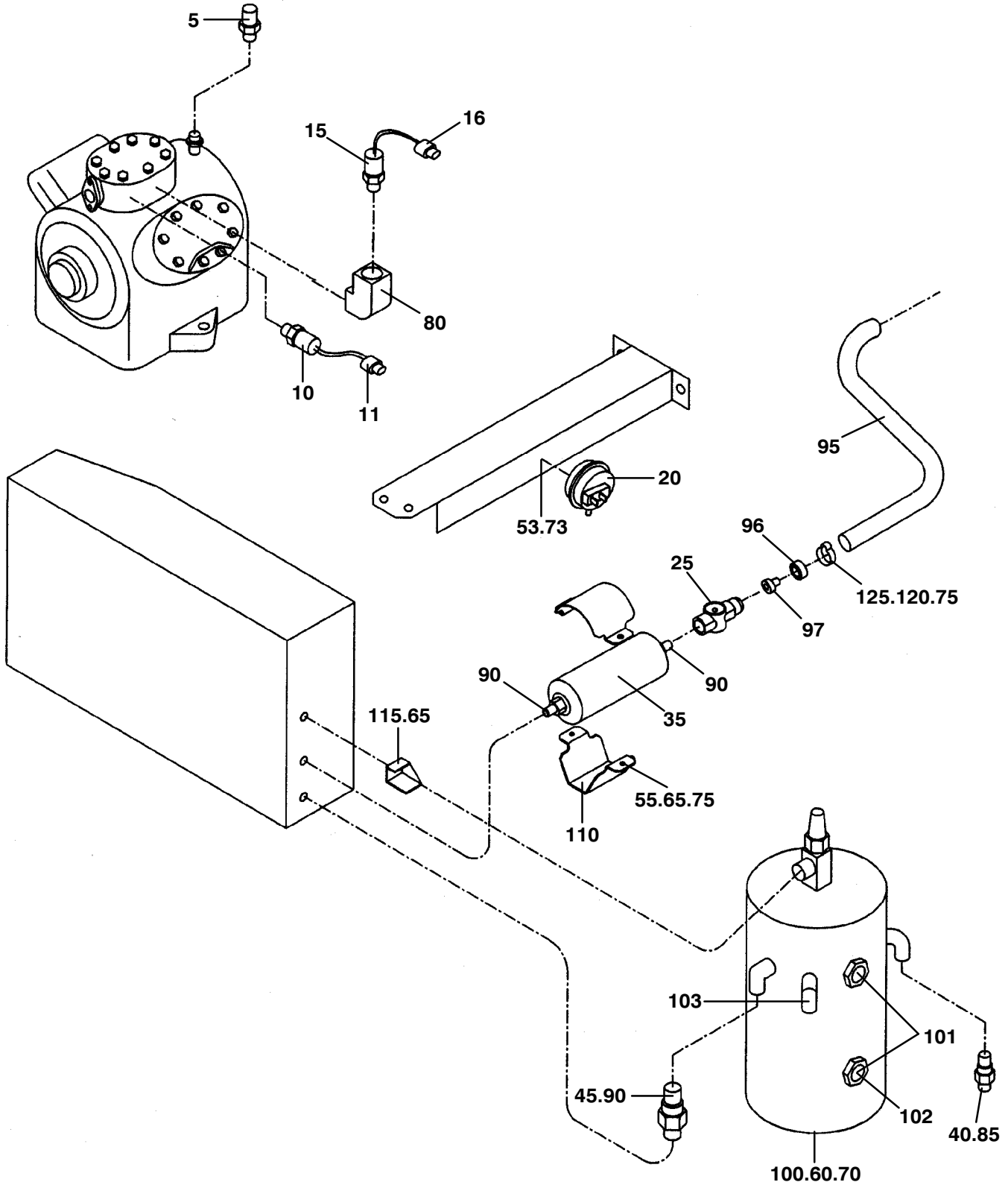


SUPRA 950 / 950 Mt^o

ITEM	PART NO.	DESCRIPTION	QTY
5. DECALS			
10	62-60949-00	DECAL, SUPRA 950	1
11	62-60949-07	DECAL, SUPRA 950 Mt^o	1
12	62-60949-12	DECAL, SUPRA 950 NORDIC	1
20	62-61383-00	DECAL, SILENT	1
30	62-60318-00	NSI DECAL, WARNING BURNING RISK	1
40	62-60390-01	DECAL, CARRIER	1
50	62-60008-00	DECAL, CARRIER	1
60	62-60372-00	DECAL, UNIT INFORMATION	1
70	62-60192-00	DECAL, WARNING ROTATION	1
80	62-60063-00	NSI DECAL, R404A	1
90	62-61328-00	DECAL, CAUTION	1

SUPRA 950 / 950 Mt^o

6. REFRIGERANT (STANDARD VERSION)

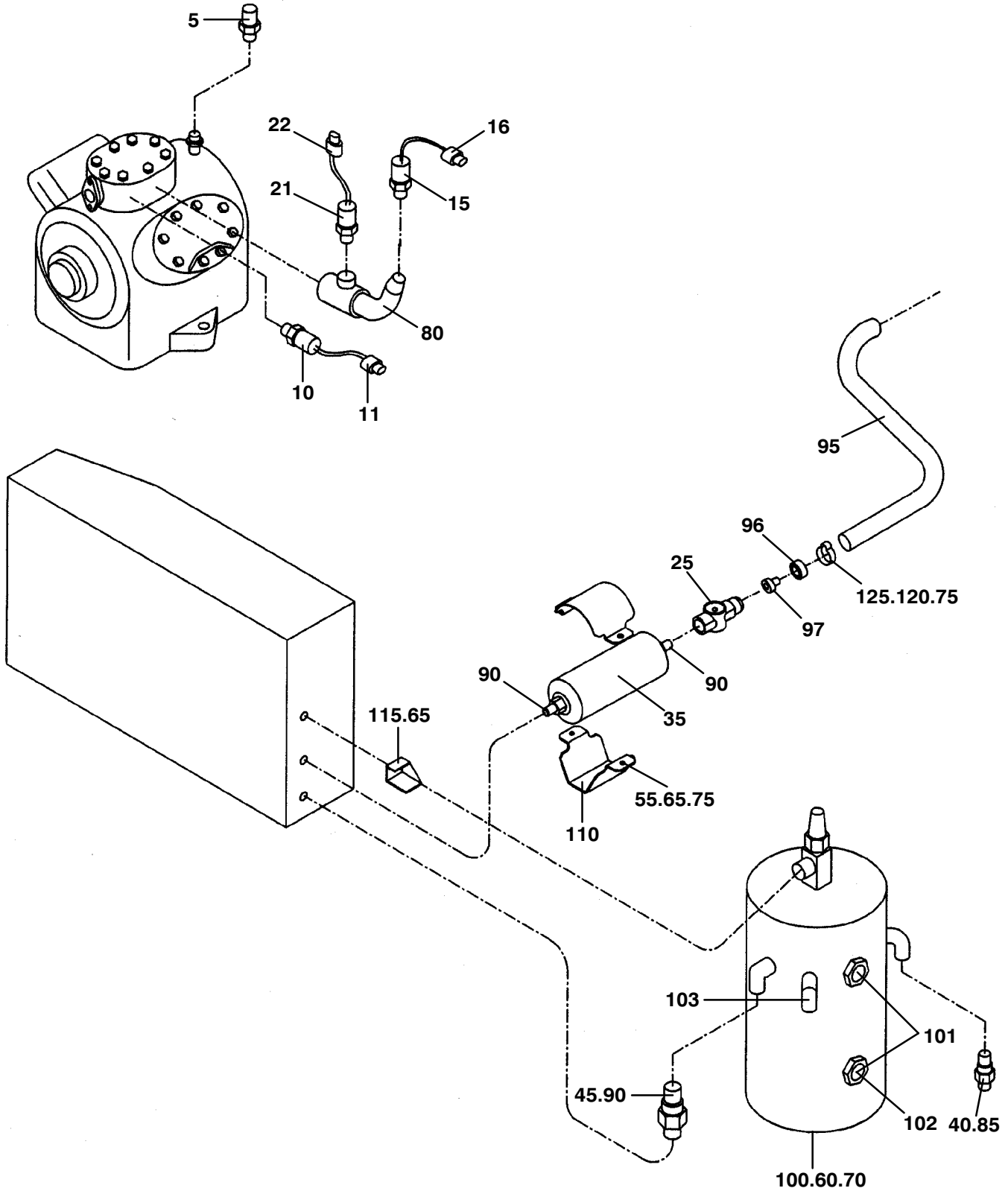


SUPRA 950 / 950 Mt^o

ITEM	PART NO.	DESCRIPTION	QTY
6. REFRIGERANT (STANDARD VERSION)			
5	12-00283-00	SPT SUCTION PRESSURE TRANSDUCER (MATES WITH 22-02448-00SK)	1
10	12-00284-00	CDT COMPRESSOR DISCHARGE TEMPERATURE - INCLUDES:	1
11	22-01585-00SK	CONNECTOR 2 WAYS (MATES WITH 22-02392-00SK)	1
15	12-00309-04	HP1 HIGH PRESSURE SWITCH - INCLUDES:	1
16	22-02392-00SK	CONNECTOR 2 WAYS (MATES WITH 22-01585-00SK)	1
20	12-01039-08	DEFROST AIR SWITCH	1
25	14-01092-06	SIGHT GLASS, 3/8"	1
35	14-00326-03	FILTER DRIER, 3/8"	1
40	14-60026-00	CHECK VALVE, 1/4"	1
45	14-60026-01	CHECK VALVE, 3/8"	1
53	34-00946-55 PL*	NUT, HEX M5	2
55	34-01152-16 PL*	SCREW, CAP HXHD M6 X 16MM	2
60	34-01184-58 PL*	NUT, LOCK M8	1
65	34-60068-20	SCREW, M6 X 20MM	5
70	34-60085-09 PL*	WASHER, M8 X 220MM	1
73	34-60095-25 PL*	WASHER, LOCK M5 X 12MM	2
75	34-60095-27 PL*	WASHER, LOCK M6 X 14MM	4
80	40-60156-00	ELBOW, 90°	1
85	42-00243-10	O-RING	2
90	42-00243-09	O-RING	5
95	PL	TUBE ASSY, 3/8" - INCLUDES:	1
96	40-60009-02	NUT, 3/8"	1
97	40-60008-02	SLEEVE, 3/8"	1
100	65-60055-00	RECEIVER WITH 2 SAME SIGHT GLASSES - INCLUDES:	1
100	65-60055-03	RECEIVER WITH 2 DIFFERENT SIGHT GLASSES - INCLUDES:	1
101	14-00220-03	SIGHT GLASS FOR VERSION 65-60055-00	2
101	14-00220-03	LIQUID INDICATOR SIGHT GLASS FOR VERSION 65-60055-03	1
102	14-00220-05	MOISTURE INDICATOR SIGHT GLASS FOR VERSION 65-60055-03	1
103	14-00272-01	VALVE, RELIEF	1
110	79-60541-00	CLAMP, DRIER	1
115	86-60315-00	BRACKET ASSY	1
120	34-01184-56 PL*	NUT, LOCK M6	2
125	44-60010-01 PL*	CLAMP, TUBE 3/8"	1

SUPRA 950 / 950 Mt^o

7. REFRIGERANT (MULTITEMPERATURE VERSION)

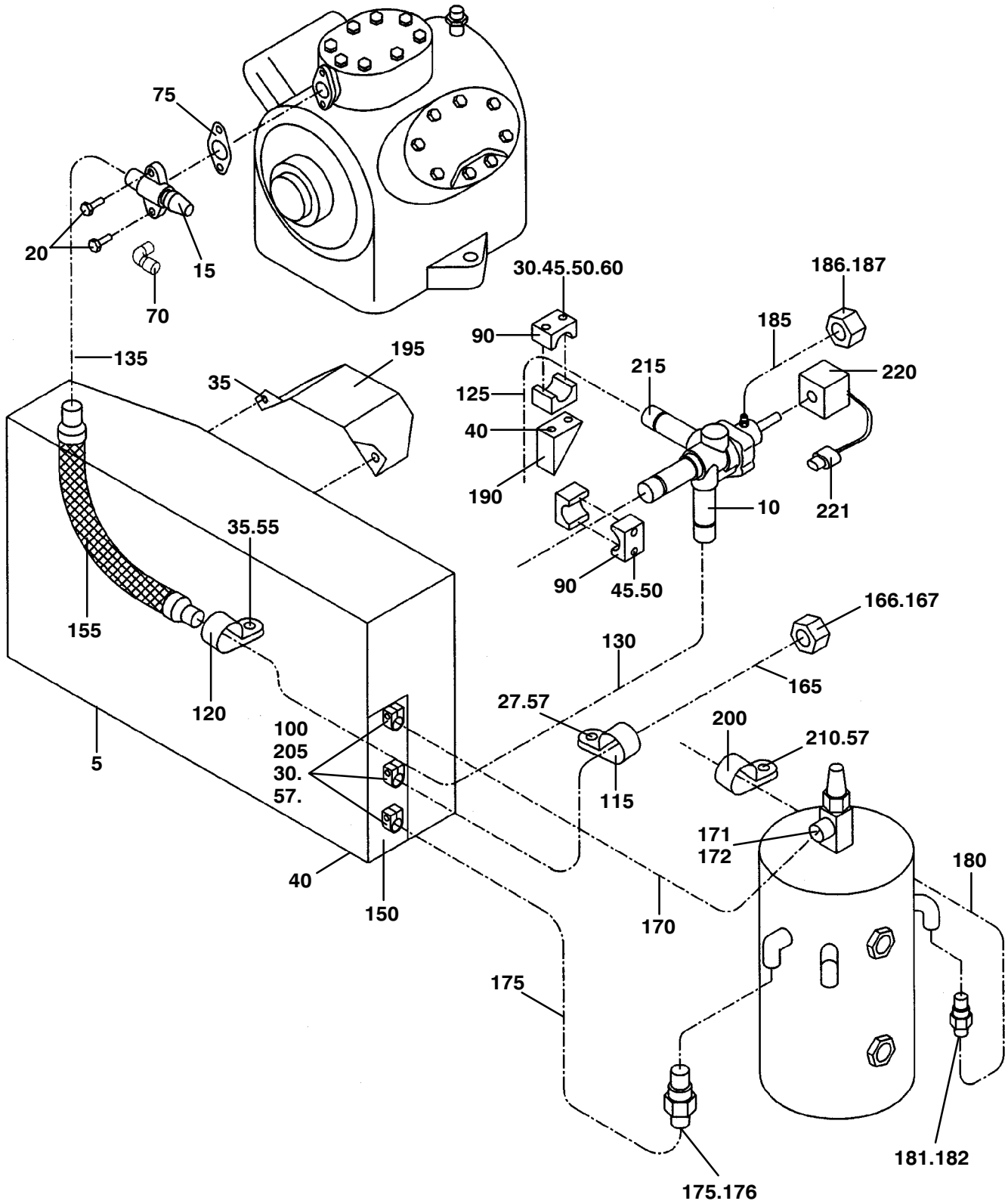


SUPRA 950 / 950 Mt^o

ITEM	PART NO.	DESCRIPTION	QTY
7. REFRIGERANT (MULTITEMPERATURE VERSION)			
5	12-00283-00	SPT SUCTION PRESSURE TRANSDUCER (MATES WITH 22-02392-00SK)	1
10	12-00284-00	CDT COMPRESSOR DISCHARGE TEMPERATURE - INCLUDES:	1
11	22-01585-00SK	CONNECTOR 2 WAYS (MATES WITH 22-02392-00SK)	1
15	12-00309-04	HP1 HIGH PRESSURE SWITCH (ORANGE COLOR WIRE) - INCLUDES:	1
16	22-02392-00SK	CONNECTOR 2 WAYS (MATES WITH 22-01585-00SK)	1
21	12-60032-05	HP2 HIGH PRESSURE SWITCH (GREEN COLOR WIRE) - INCLUDES:	1
22	22-50078-01SK	CONNECTOR 2 WAYS (MATES WITH 22-50078-02SK)	1
25	14-01092-06	SIGHT GLASS, 3/8"	1
35	14-00326-03	FILTER DRIER, 3/8"	1
40	14-60026-00	CHECK VALVE, 1/4"	1
45	14-60026-01	CHECK VALVE, 3/8"	1
55	34-01152-16	PL* SCREW, CAP HXHD M6 X 16MM	2
60	34-01184-58	PL* NUT, LOCK M8	1
65	34-60068-20	SCREW, M6 X 20MM	5
70	34-60085-09	PL* WASHER, M8 X 22OMM	1
75	34-60095-27	PL* WASHER, LOCK M6 X 14MM	4
80	40-60127-00	ELBOW, 90°	1
85	42-00243-10	O-RING	2
90	42-00243-09	O-RING	5
95	PL	TUBE ASSY, 3/8" - INCLUDES:	1
96	40-60009-02	NUT, 3/8"	1
97	40-60008-02	SLEEVE, 3/8"	1
100	65-60055-00	RECEIVER WITH 2 SAME SIGHT GLASSES - INCLUDES:	1
100	65-60055-03	RECEIVER WITH 2 DIFFERENT SIGHT GLASSES - INCLUDES:	1
101	14-00220-03	SIGHT GLASS FOR VERSION 65-60055-00	2
101	14-00220-03	LIQUID INDICATOR SIGHT GLASS FOR VERSION 65-60055-03	1
102	14-00220-05	MOISTURE INDICATOR SIGHT GLASS FOR VERSION 65-60055-03	1
103	14-00272-01	VALVE, RELIEF	1
110	79-60540-00	CLAMP, DRIER	1
115	86-60315-00	BRACKET ASSY	1
120	34-01184-56	PL* NUT, LOCK M6	2
125	44-60010-01	PL* CLAMP, TUBE 3/8"	1

SUPRA 950 / 950 Mt^o

8. CONDENSER (STANDARD VERSION)

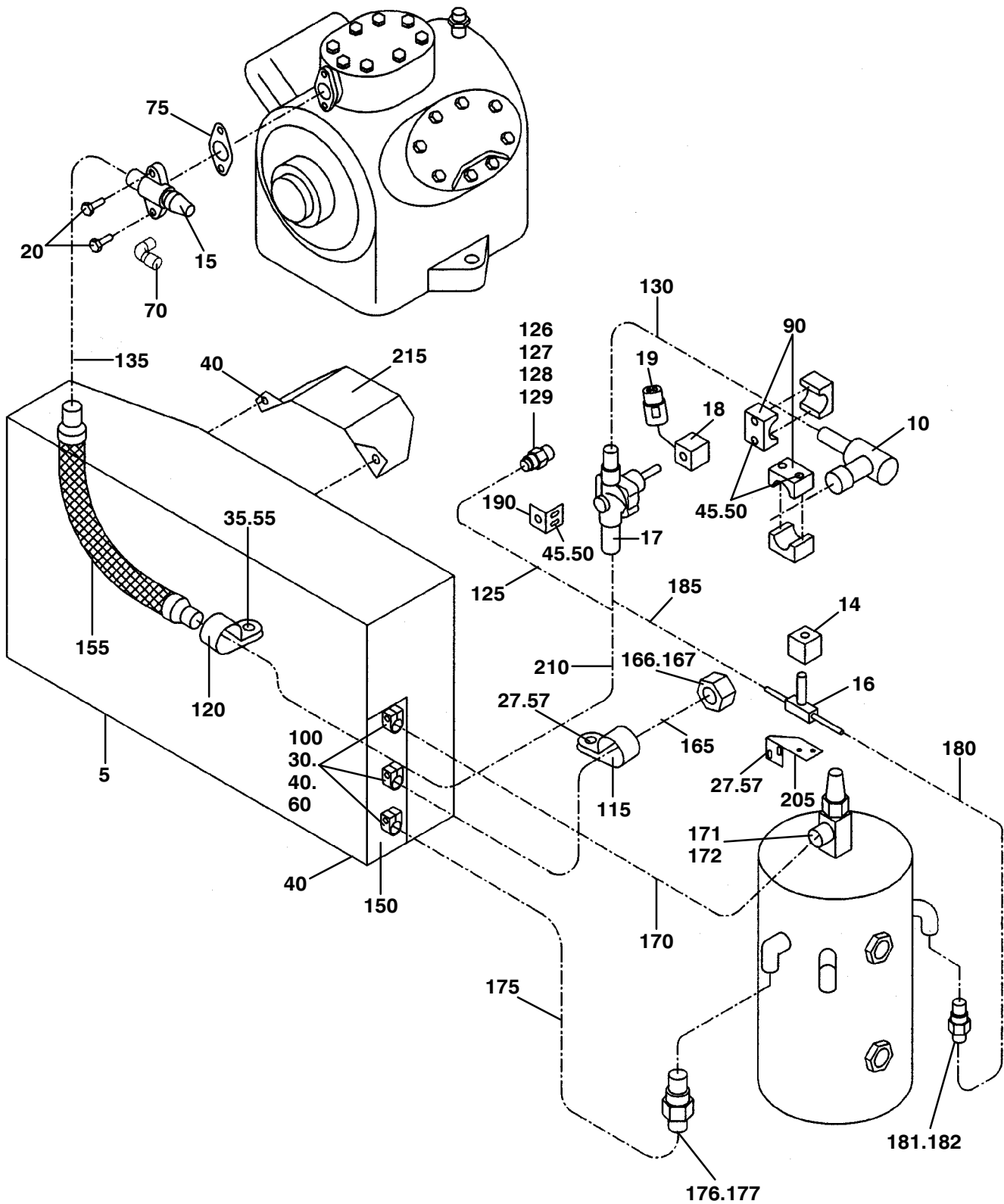


SUPRA 950 / 950 Mt^o

ITEM	PART NO.	DESCRIPTION	QTY
8. CONDENSER (STANDARD VERSION)			
5	08-60047-04	COIL, CONDENSER	1
10	14-00180-02	3-WAYS VALVE, SOLENOID	1
NS	42-60013-00	GASKET KIT	1
NS	14-60067-00	REPAIR KIT	1
15	14-01042-00	VALVE, SERVICE 7/8"	1
20	34-00302-14	PL* SCREW, CAP HXHD 5/16-18 X 1.75MM	2
27	34-01152-20	PL* SCREW, CAP HXHD M6 X 20MM	1
30	34-01184-56	PL* NUT, LOCK M6	9
35	34-60000-20	PL* SCREW, CAP HXHD M5 X 20MM	1
40	34-60068-20	SCREW, M6 X 20MM	7
45	34-60082-45	PL* SCREW, CAP SKTHD M6 X 45MM	4
50	34-60084-06	PL* WASHER, LOCK M6 X 10MM	4
55	34-60095-25	PL* WASHER, LOCK M5 X 12MM	1
57	34-60095-27	PL* WASHER, LOCK M6 X 14MM	9
60	34-60095-46	PL* WASHER, LOCK M6 X 18MM	5
70	40-60155-00	ELBOW, 90°	1
75	17-21003-00	GASKET VALVE	1
90	44-00285-52	PL* CLAMP, TUBE	2
100	44-60010-01	PL* CLAMP, TUBE 3/8"	3
115	44-60044-03	PL* CLAMP, 3/8"	1
120	44-60046-10	PL* CLAMP	1
125	PL	TUBE, HOT GAS 1/2"	1
130	PL	TUBE, CONDENSER 7/8"	1
135	PL	TUBE, DISCHARGE 7/8"	1
150	68-60401-00	PLATE	1
155	73-60010-00	DISCHARGE VIBRABSORBER, 7/8"	1
165	PL	TUBE ASSY, 3/8" - INCLUDES:	1
166	40-60009-02	NUT, 3/8"	1
167	40-60008-02	SLEEVE, 3/8"	1
170	PL	TUBE ASSY, 3/8" - INCLUDES:	1
171	40-60009-02	NUT, 3/8"	1
172	40-60008-02	SLEEVE, 3/8"	1
175	PL	TUBE ASSY, 3/8" - INCLUDES:	1
176	40-60009-02	NUT, 3/8"	1
177	40-60008-02	SLEEVE, 3/8"	1
180	PL	TUBE ASSY, 1/4" - INCLUDES:	1
181	40-60009-01	NUT, 1/4"	1
182	40-60008-01	SLEEVE, 1/4"	1
185	PL	TUBE ASSY, 1/4" - INCLUDES:	1
186	40-60009-01	NUT, 1/4"	1
187	40-60008-01	SLEEVE, 1/4"	1
190	86-60245-00	BRACKET	1
195	68-60531-00	SHROUD, CONDENSER	1
200	44-60010-00	PL* CLAMP, TUBE 1/4"	1
205	34-01152-35	PL* SCREW, CAP HXHD M6 X 35MM	3
210	34-01152-20	PL* SCREW, CAP HXHD M6 X 20MM	2
215	40-00090-13	FITTING, 7/8" X 1/2"	1
220	22-02579-00	COIL, COMPRESSOR UNLOADER - INCLUDES:	1
221	22-50078-02SK	CONNECTOR 2 WAYS (MATES WITH 22-50078-01SK)	1

SUPRA 950 / 950 Mt^o

9. CONDENSER (MULTITEMPERATURE VERSION)

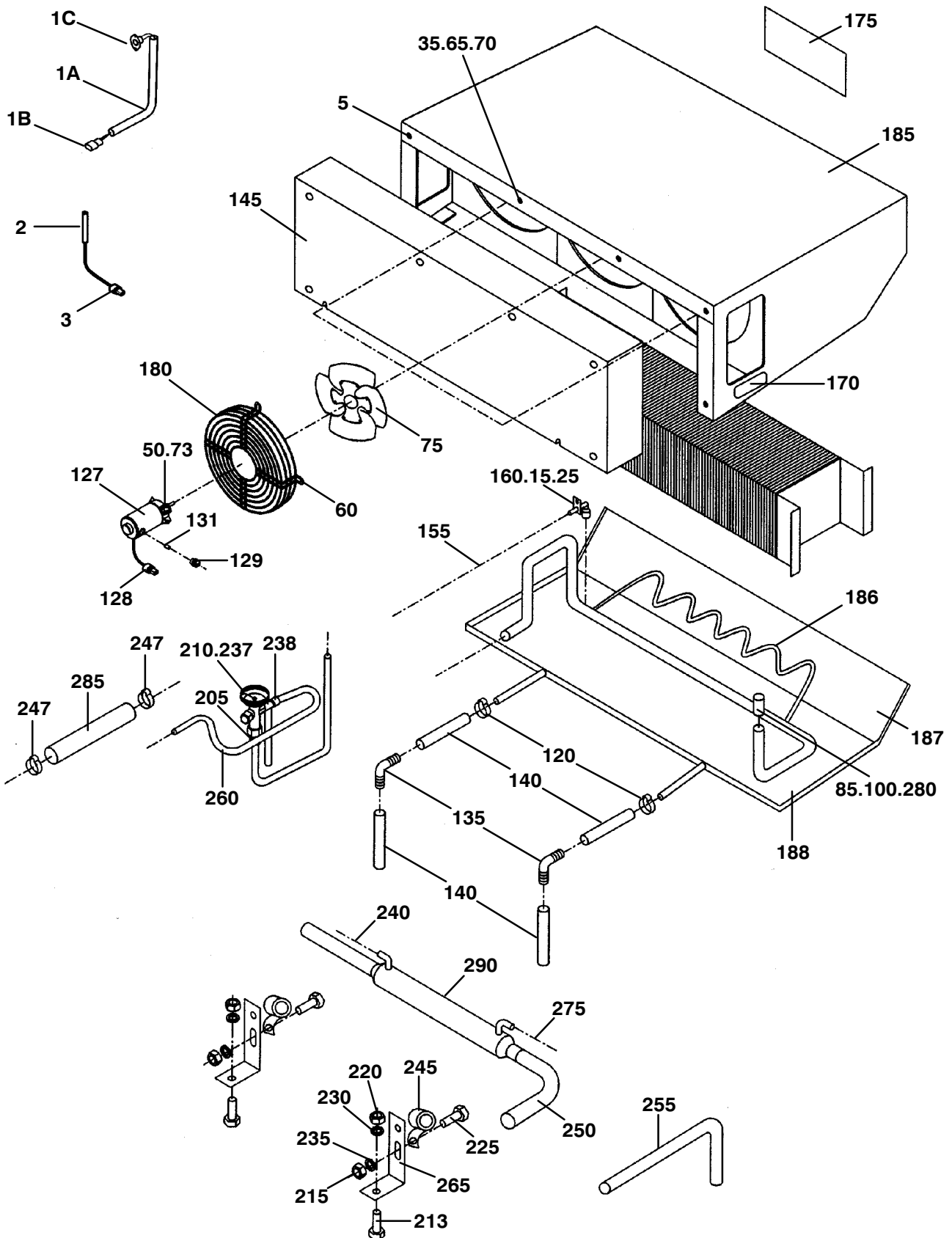


SUPRA 950 / 950 Mt^o

ITEM	PART NO.	DESCRIPTION	QTY
9. CONDENSER (MULTITEMPERATURE VERSION)			
5	08-60047-04	COIL, CONDENSER	1
10	14-00181-04	CHECK VALVE, 7/8"	1
14	22-60590-00	COIL (MATES WITH 22-01613-00SK)	1
15	14-01042-00	VALVE, SERVICE 7/8"	1
16	14-60045-00	VALVE, SOLENOID 1/4"	1
17	14-60046-01	VALVE, SOLENOID 7/8"	1
NS	16-60001-01	GASKET KIT	1
NS	16-60001-00	REPAIR KIT	1
18	22-02579-00	COIL - INCLUDES:	1
19	22-50078-02SK	CONNECTOR 2 WAYS (MATES WITH 22-50078-01SK)	1
20	34-00302-14 PL*	SCREW, CAP HXHD 5/16-18MM	2
27	34-01152-20 PL*	SCREW, CAP HXHD M6 X 20MM	7
30	34-01184-56 PL*	NUT, LOCK M6	9
35	34-60000-20 PL*	SCREW, CAP HXHD M5 X 20MM	1
40	34-60068-20	SCREW, M6 X 20MM	9
45	34-60082-45 PL*	SCREW, CAP SKTHD M6 X 45MM	2
50	34-60084-06 PL*	WASHER, LOCK M6 X 10MM	2
55	34-60095-25 PL*	WASHER, LOCK M5 X 12MM	1
57	34-60095-27 PL*	WASHER, LOCK M6 X 14MM	11
60	34-60095-46 PL*	WASHER, LOCK M6 X 18MM	3
70	40-60155-00	ELBOW, 90°	1
75	17-21003-00	GASKET VALVE	1
90	44-00285-57 PL*	CLAMP, TUBE 7/8"	2
100	44-60010-01 PL*	CLAMP, TUBE 3/8"	3
115	44-60044-03 PL*	CLAMP, 3/8"	1
120	44-60046-10 PL*	CLAMP	1
125	PL	TUBE ASSY, HOT GAS LINE 1/2" - INCLUDES:	1
126	40-60007-03	FITTING, 1/2"	1
127	42-00243-04	O-RING	1
128	40-60010-03	NUT, 1/2"	1
129	40-00071-38	ELBOW, 90° 1/2"	1
130	PL	TUBE, COPPER 7/8"	1
135	PL	TUBE, DISCHARGE 7/8"	1
150	68-60401-00	PLATE	1
155	73-60010-00	VIBRABSORBER, DISCHARGE 7/8"	1
165	PL	TUBE ASSY, 3/8" - INCLUDES:	1
166	40-60009-02	NUT, 3/8"	1
167	40-60008-02	SLEEVE, 3/8"	1
170	PL	TUBE ASSY, 3/8" - INCLUDES	1
171	40-60009-02	NUT, 3/8"	1
172	40-60008-02	SLEEVE, 3/8"	1
175	PL	TUBE ASSY, 3/8" - INCLUDES	1
176	40-60009-02	NUT, 3/8"	1
177	40-60008-02	SLEEVE, 3/8"	1
180	PL	TUBE ASSY, 1/4" - INCLUDES	1
181	40-60009-01	NUT, 1/4"	1
182	40-60008-01	SLEEVE, 1/4"	1
185	PL	TUBE, 1/4"	1
190	68-60322-00	BRACKET, VALVE	1
205	68-60323-00 NSI	BRACKET	1
210	PL	TUBE, COPPER 7/8"	1
215	68-60531-00	SHROUD, CONDENSER	1

SUPRA 950 / 950 Mt°

10. EVAPORATOR (STANDARD VERSION)

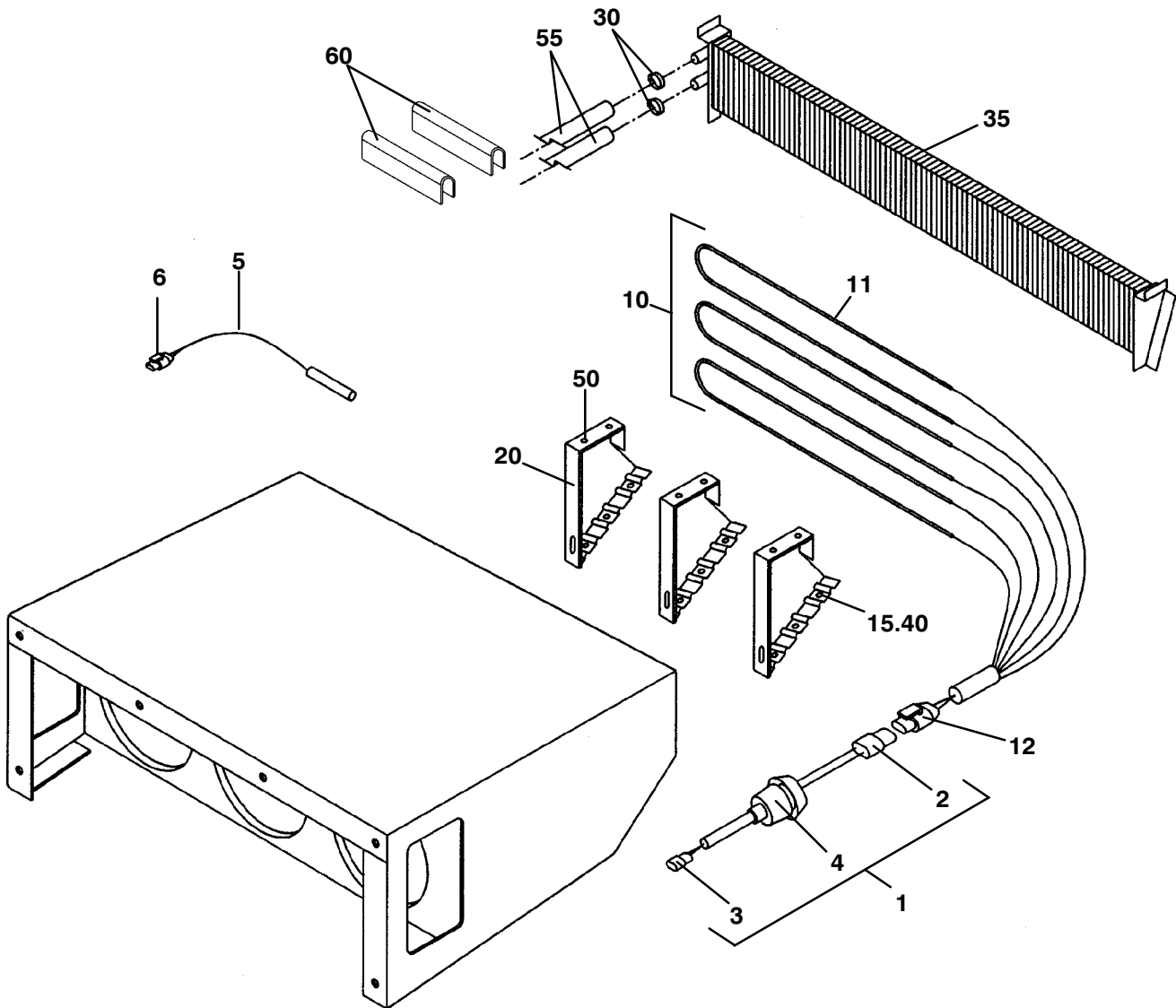


SUPRA 950 / 950 Mt^o

ITEM	PART NO.	DESCRIPTION	QTY
10. EVAPORATOR (STANDARD VERSION)			
1A	22-60116-05	DTT HARNESS - INCLUDES:	1
1B	22-02392-00SK	HCH1CONNECTOR 2 WAYS (MATES WITH 22-01585-00SK)	1
1C	12-00256-03	DEFROST THERMOSTAT	2
2	12-00566-50	RAS SENSOR - INCLUDES :	1
3	22-50078-01SK	CONNECTOR 2 WAYS (MATES WITH 22-50078-02SK)	1
5	34-00873-120 PL*	SCREW, CAP HXHD M10 X 120MM	6
15	34-60000-16 PL*	SCREW, CAP HXHD M5 X 16MM	1
25	34-01184-55 PL*	NUT, LOCK M5	1
35	34-01184-60 PL*	NUT, LOCK M10	8
50	34-60001-20 PL*	SCREW, CAP HXHD M7 X 20MM	9
60	34-60068-20	SCREW, M6 X 20MM	12
65	34-60080-110 PL*	SCREW, CAP HXHD M10 X 110MM	2
70	34-60085-10 PL*	WASHER, M10 X 22MM	6
73	34-60095-29 PL*	WASHER, LOCK M7 X 18MM	9
75	38-60010-00	FAN, EVAPORATOR	3
85	42-60007-13 NSI	INSULATION, TUBE	0.3M
100	42-60045-00	COMPOUND ROLLER	2
120	44-60042-26 PL*	COLLAR, TUBE	4
127	54-60006-13	MOTOR, 12V DC - INCLUDES:	3
128	22-50078-02SK	CONNECTOR 2 WAYS (MATES WITH 22-50078-01SK)	1
129	54-60006-31	CAP, BRUSH HOLDER	2
131	54-60006-30	BRUSH	2
135	58-01296-01	ELBOW, MALE	2
140	58-60139-00	HOSE, WATER	0.6M
145	58-60415-00	BULKHEAD	1
155	58-60279-02 NSI	HOSE, AIR	1
160	58-60297-00	FITTING, AIR SENSING	1
170	62-60063-00 NSI	DECAL, R404A	1
175	62-60319-00 NSI	DECAL, WARNING CUTTING RISK	1
180	73-60025-00	MOTOR MOUNT	3
185	79-60055-01	EVAPORATOR ASSY - INCLUDES:	1
186	81-60278-00	TUBE, SERPENTINE	1
187	67-60023-00	UPPER DRAIN PAN ASSY	1
188	86-60605-00	LOWER DRAIN PAN ASSY	1
205	14-60009-05	ORIFICE, EXPANSION VALVE	1
210	14-60039-04	EXPANSION VALVE	1
213	34-01152-20 PL*	SCREW, CAP HXHD M6 X 20MM	1
215	34-01184-55 PL*	NUT, LOCK M5	1
220	34-01184-56 PL*	NUT, LOCK M6	1
225	34-60000-16 PL*	SCREW, CAP HXHD M5 X 16MM	1
230	34-60095-25 PL*	WASHER, LOCK M5 X 12MM	1
235	34-60095-46 PL*	WASHER, LOCK M6 X 18MM	2
237	42-00243-04	O-RING	1
238	42-00243-10	O-RING	1
240	PL	TUBE, LIQUID 3/8"	1
245	44-60044-12 PL*	CLAMP	1
247	44-00293-22 PL*	CLAMP	2
250	PL	TUBE, SUCTION 1-1/8"	1
255	PL	TUBE, HOT GAS 1/2"	1
260	PL	TUBE ASSY, 1/4" - INCLUDES:	1
NS	40-60009-01	NUT, 1/4"	1
NS	40-60008-01	SLEEVE, 1/4"	1
265	68-60314-00 NSI	BRACKET	1
275	PL	LIQUID LINE ASSY, 3/8" - INCLUDES:	1
NS	14-60007-00	ADAPTER, 3/8"	1
280	40-60004-00	PLUG, 1/4" SCHRAEDER	1
285	58-01284-00	TUBE, HEAT SHRINK	1
290	08-60040-00 NSI	HEAT EXCHANGER	1

SUPRA 950 / 950 Mt^o

11. EVAPORATOR: HEATING KIT (NORDIC VERSION)

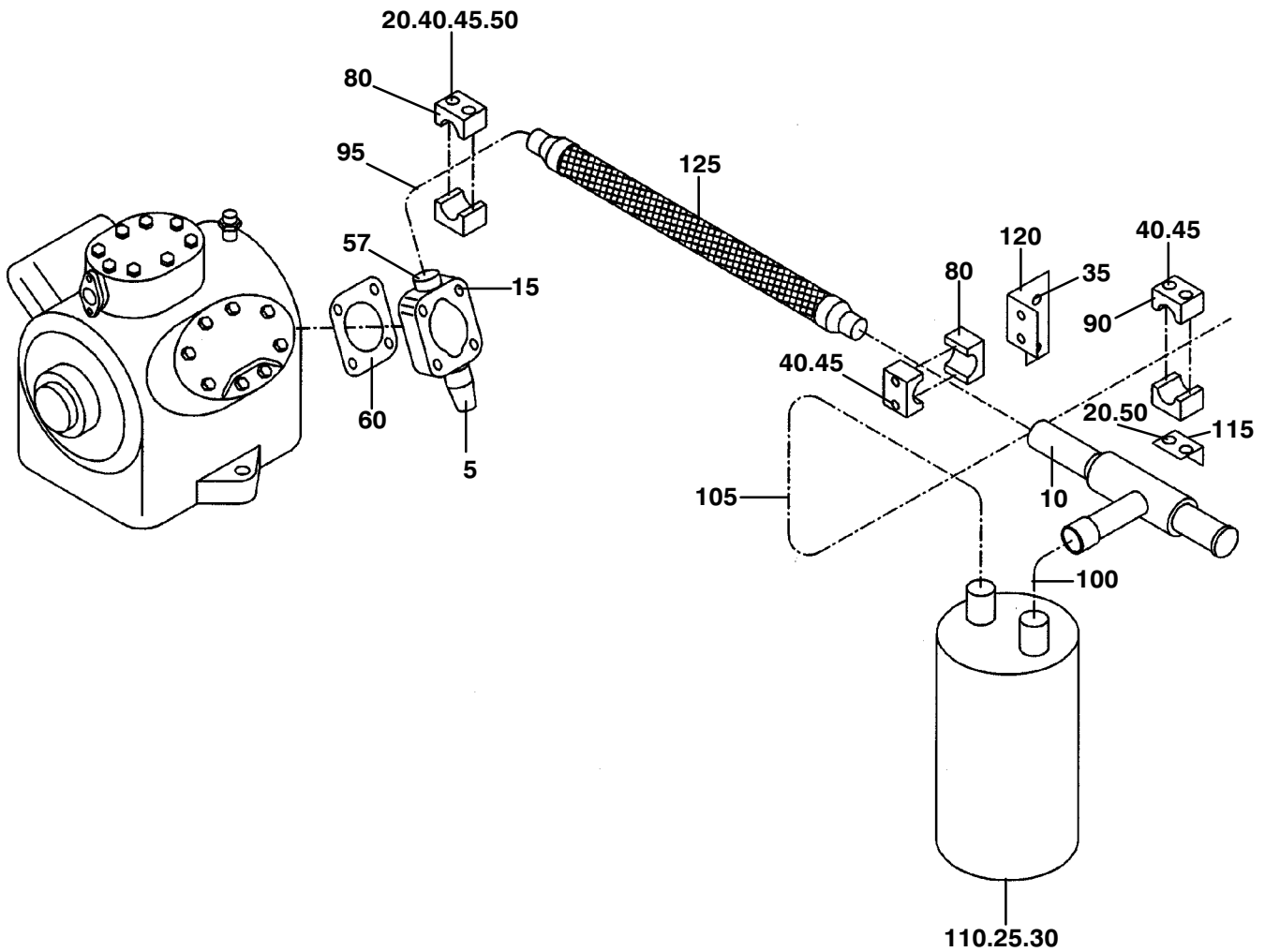


SUPRA 950 / 950 Mt^o

ITEM	PART NO.	DESCRIPTION	QTY
11. EVAPORATOR: HEATING KIT (NORDIC VERSION)			
1	22-60506-00 NSI	HARNESS - INCLUDES:	1
2	22-01613-18SK	CONNECTOR (MATES WITH 22-01613-16SK)	1
3	22-60300-00SK	C4 CONNECTOR 3 WAYS (MATES WITH 22-60300-01SK)	1
4	58-60298-03	GROMMET	1
5	12-00566-00	SAS SENSOR - INCLUDES:	1
6	22-50078-02SK	CONNECTOR 2 WAYS (MATES WITH 22-50078-01SK)	1
10	24-60029-00	HEATER, ELECTRIC ASSY - INCLUDES:	1
11	24-60008-05 NSI	RESISTOR, 750W 230V	3
12	22-01613-16SK	CONNECTOR 6 WAYS (MATES WITH 22-01613-18SK)	1
15	34-01152-20 PL*	SCREW, CAP HXHD M6 X 20MM	9
20	68-60634-00	BRACKET, COIL	3
30	44-60042-24 PL*	COLLAR, TUBE	2
35	08-60119-01	COIL, HEATER	1
40	34-60095-27 PL*	WASHER, LOCK M6 X 14MM	9
50	34-60068-20	SCREW, M6 X 20MM	6
55	58-60139-00	HOSE, WATER	2.4M
60	42-00183-00	TRIM, FLEXIBLE	0.02M

SUPRA 950 / 950 Mt^o

12. ACCUMULATOR ASSEMBLY (STANDARD VERSION)

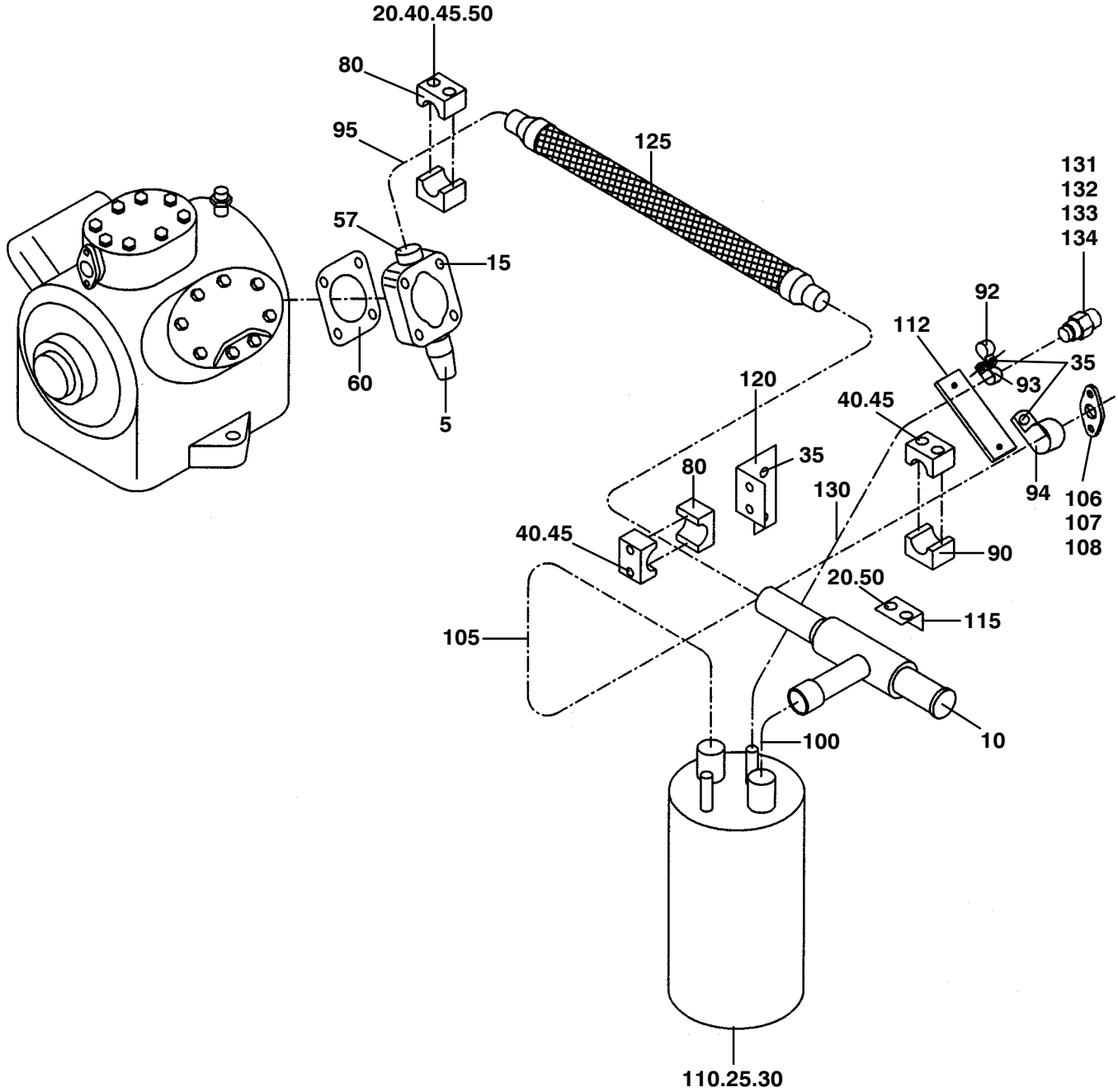


SUPRA 950 / 950 Mt^o

ITEM	PART NO.	DESCRIPTION	QTY
12. ACCUMULATOR ASSEMBLY (STANDARD VERSION)			
5	14-00171-01	VALVE, SERVICE 1-1/8"	1
10	14-00205-00	CPR VALVE	1
15	34-00308-20 PL*	SCREW, CAP HXHD 1/2-13 X 2.50MM	4
20	34-01184-56 PL*	NUT, LOCK M6	4
25	34-01184-58 PL*	NUT, LOCK M8	1
30	34-01249-25	SPACER, M8 X 25MM	1
35	34-60068-20	SCREW, M6 X 20MM	2
40	34-60082-50 PL*	SCREW, CAP SKTHD M6 X 50MM	6
45	34-60084-06 PL*	WASHER, LOCK M6 X 10MM	6
50	34-60095-46 PL*	WASHER, LOCK M6 X 18MM	4
57	40-60155-02	ELBOW,90°	1
60	42-00326-00	GASKET VALVE	1
80	44-00285-61 PL*	CLAMP, TUBE 1-1/8"	2
90	44-60027-15 PL*	CLAMP, TUBE	1
95	PL	TUBE, SUCTION LINE 1-1/8"	1
100	PL	TUBE, SUCTION LINE 1-1/8"	1
105	PL	TUBE, SUCTION LINE 1-1/8"	1
110	65-60035-00	ACCUMULATOR	1
115	67-60010-00	BRACKET ASSY	1
120	67-60011-00	BRACKET ASSY	1
125	73-60024-00	VIBRABSORBER, SUCTION 1-1/8"	1

SUPRA 950 / 950 Mt^o

13. ACCUMULATOR ASSEMBLY (MULTITEMPERATURE VERSION)

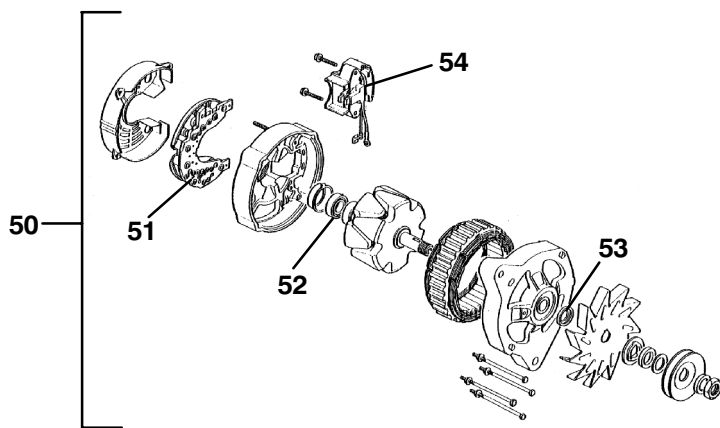
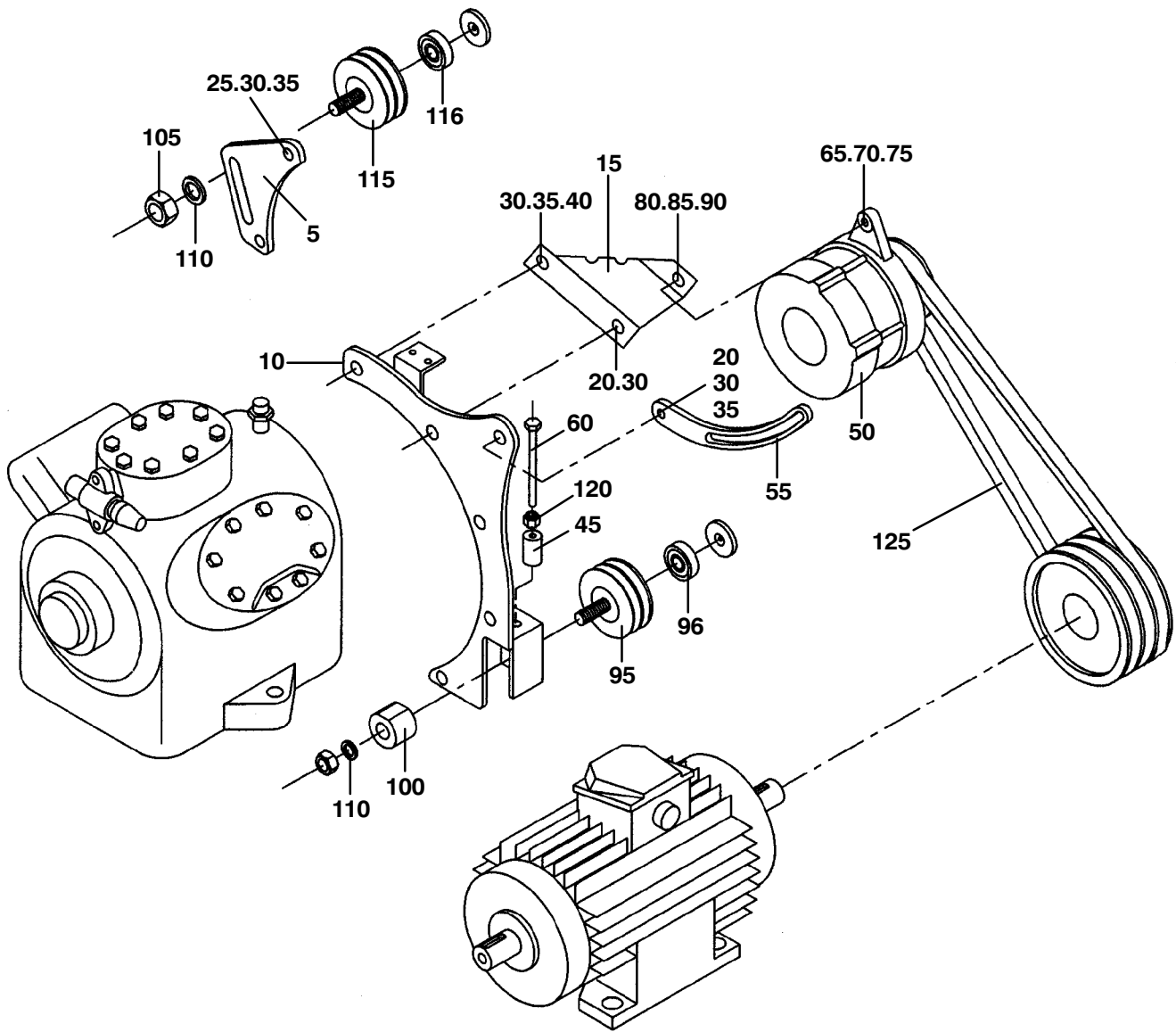


SUPRA 950 / 950 Mt^o

ITEM	PART NO.	DESCRIPTION	QTY
13. ACCUMULATOR ASSEMBLY (MULTITEMPERATURE VERSION)			
5	14-00171-01	VALVE, SERVICE 1-1/8"	1
10	14-00205-00	CPR VALVE	1
15	34-00308-20 PL*	SCREW, CAP HXHD 1/2-13 X 2.50MM	4
20	34-01184-56 PL*	NUT, LOCK M6	4
25	34-01184-58 PL*	NUT, LOCK M8	1
30	34-01249-25	SPACER, M8 X 25MM	1
35	34-60068-20	SCREW, M6 X 20MM	4
40	34-60082-50 PL*	SCREW, CAP SKTHD M6 X 50MM	6
45	34-60084-06 PL*	WASHER, LOCK M6 X 10MM	6
50	34-60095-46 PL*	WASHER, LOCK M6 X 18MM	4
57	40-60155-02	ELBOW, 90°	1
60	42-00326-00	GASKET VALVE	1
80	44-00285-61 PL*	CLAMP, TUBE 1-1/8"	2
90	44-60027-15 PL*	CLAMP, TUBE	1
92	44-60044-03 PL*	CLAMP	1
93	44-60044-05 PL*	CLAMP	1
94	44-60044-12 PL*	CLAMP	1
95	PL	TUBE, SUCTION LINE 1-1/8"	1
100	PL	TUBE, SUCTION 1-1/8"	1
105	PL	TUBE ASSY, 1-1/8" - INCLUDES:	1
106	40-60206-01	ADAPTER, FLANGE 1-1/8" (MATES WITH 40-60206-00)	1
107	42-00243-06	O-RING	1
108	40-00072-20	ELBOW, 90° 1" 1/8"	1
110	65-60026-01	ACCUMULATOR	1
112	67-60060-00	BRACKET	1
115	67-60010-00	BRACKET	1
120	67-60011-00	BRACKET ASSY	1
125	73-60024-00	VIBRABSORBER, SUCTION 1-1/8"	1
130	PL	LIQUID LINE ASSY, 3/8" - INCLUDES:	1
131	40-60007-02	FITTING, 3/8"	1
132	42-00243-09	O-RING	1
133	40-60010-02	NUT, 3/8"	1
134	40-00071-41 PL	ELBOW, 90° 3/8"	1

SUPRA 950 / 950 Mt^o

14. ALTERNATOR (STANDARD VERSION)

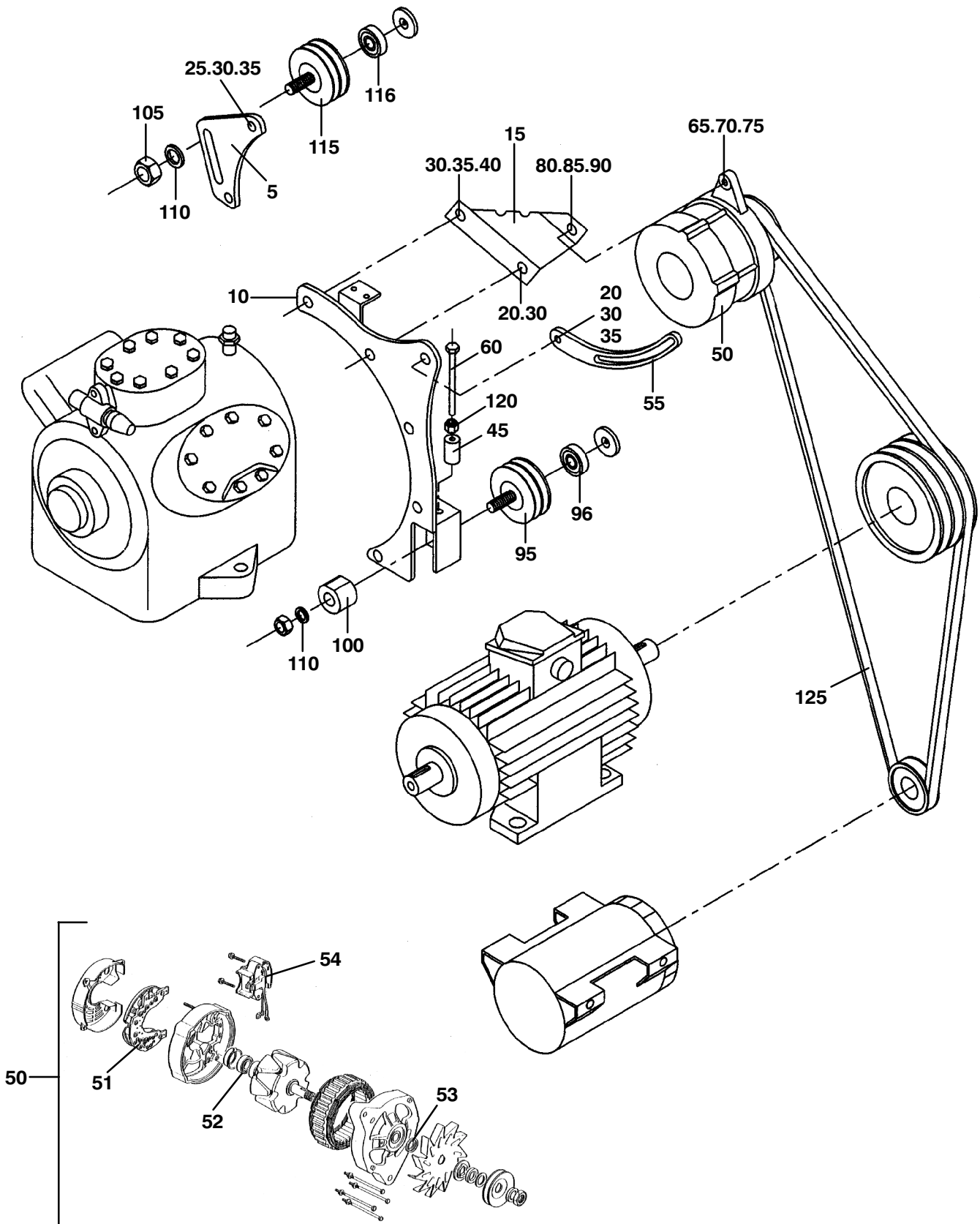


SUPRA 950 / 950 Mt^o

ITEM	PART NO.	DESCRIPTION	QTY
14. ALTERNATOR (STANDARD VERSION)			
5	68-60253-00	BRACKET, IDLER	1
10	86-60180-00	SUPPORT ASSY, ALTERNATOR	1
15	68-60399-00	BRACKET, ALTERNATOR	1
20	34-00876-35 PL*	SCREW, CAP HXHD M8 X 35MM	2
25	34-00876-45 PL*	SCREW, CAP HXHD M8 X 45MM	4
30	34-60085-09 PL*	WASHER, M8 X 22MM	13
35	34-01184-58 PL*	NUT, LOCK M8	6
40	34-00876-55 PL*	SCREW, CAP HXHD M8 X 55MM	1
45	48-60162-38 NSI	SPACER	1
50	30-60050-04	ALTERNATOR, 14V 70A - INCLUDES:	1
51	30-60050-21	DIODE BRIDGE	1
52	04-60008-19	BEARING, FRONT	1
53	04-60008-04	BEARING, REAR	1
54	30-60050-20	REGULATOR AND BRUSH	1
55	68-60041-00	BRACKET, TENSIONER	1
60	34-60081-100 PL*	SCREW, HM10-100MM	1
65	34-01152-40 PL*	SCREW, CAP HXHD M6 X 40MM	1
70	34-01249-20 NSI	SPACER, M6 X 25MM	2
75	34-01184-56 PL*	NUT, LOCK M6	1
80	34-00873-85 PL*	SCREW, CAP HXHD M10 X 85MM	1
85	34-60085-10 PL*	WASHER, M10 X 22MM	2
90	34-01184-60 PL*	NUT, LOCK M10	1
95	50-60094-01	IDLER ASSY - INCLUDES:	1
96	04-60008-24	BEARING	2
100	48-60010-01 NSI	SPACER, ALTERNATOR	1
105	34-00946-20 PL*	NUT, HEX M20	1
110	34-01249-30 NSI	SPACER, M20 X 40MM	4
115	50-60094-00	IDLER ASSY - INCLUDES:	1
116	04-60008-24	BEARING	2
120	34-00946-10 PL*	NUT, HEX M10	1
125	50-60288-24	BELT, ALTERNATOR / MOTOR AC	1

SUPRA 950 / 950 Mt^o

15. ALTERNATOR (MULTITEMPERATURE VERSION)

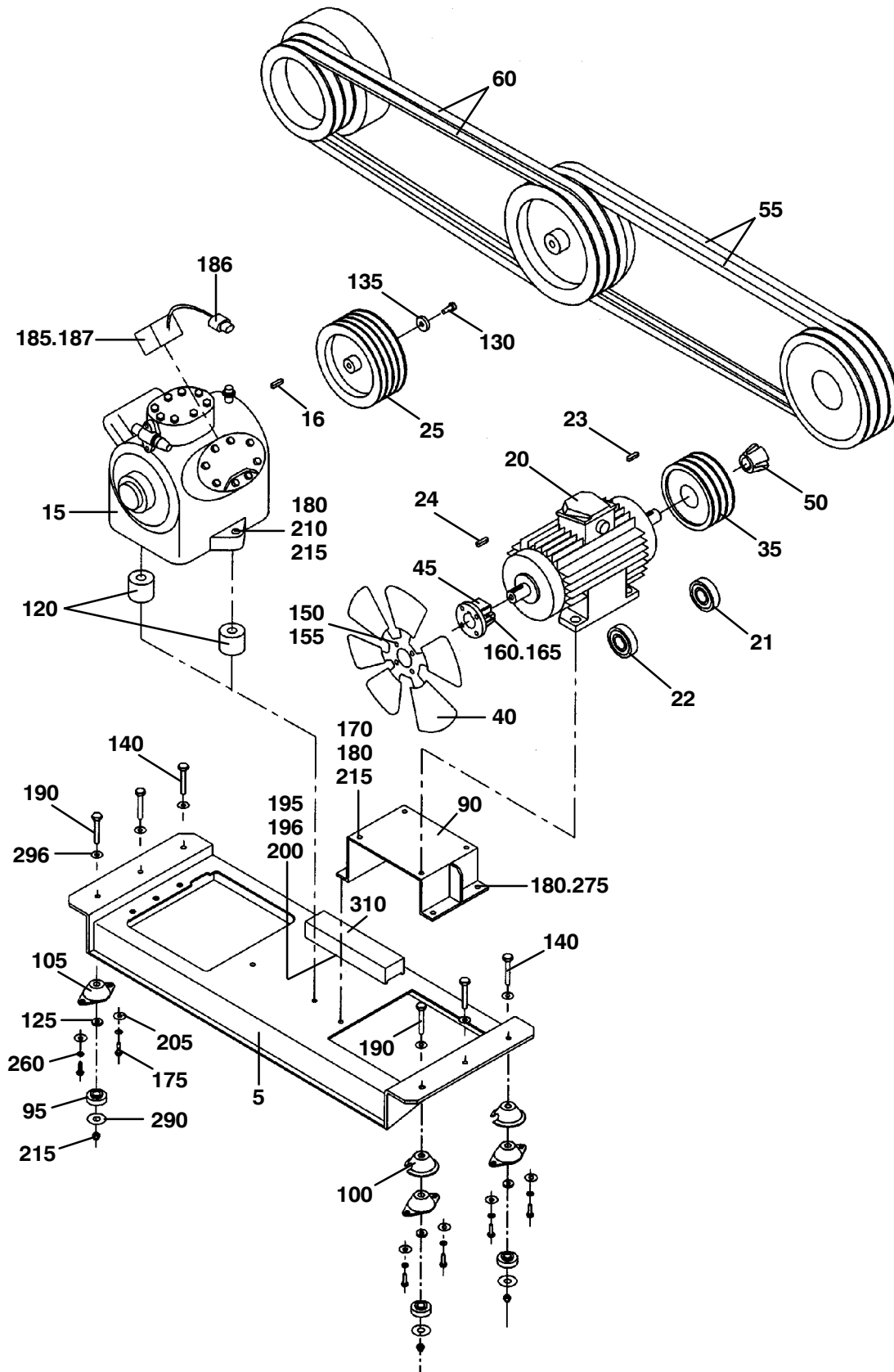


SUPRA 950 / 950 Mt^o

ITEM	PART NO.	DESCRIPTION	QTY
15. ALTERNATOR (MULTITEMPERATURE VERSION)			
5	68-60253-00	BRACKET, IDLER	1
10	86-60180-00	SUPPORT ASSY, ALTERNATOR	1
15	68-60399-00	BRACKET, ALTERNATOR	1
20	34-00876-35 PL*	SCREW, CAP HXHD M8 X 35MM	2
25	34-00876-45 PL*	SCREW, CAP HXHD M8 X 45MM	4
30	34-60085-09 PL*	WASHER, M8 X 22MM	13
35	34-01184-58 PL*	NUT, LOCK M8	6
40	34-00876-55 PL*	SCREW, CAP HXHD M8 X 55MM	1
45	48-60162-38 NSI	SPACER	1
50	30-60050-03	ALTERNATOR, 14V 50A - INCLUDES:	1
51	30-60050-21	DIODE BRIDGE	1
52	04-60008-19	BEARING, FRONT	1
53	04-60008-04	BEARING, REAR	1
54	30-60050-20	REGULATOR AND BRUSH	1
55	68-60041-00	BRACKET, TENSIONER	1
60	34-60081-100 PL*	SCREW, HM10-100MM	1
65	34-01152-40 PL*	SCREW, CAP HXHD M6 X 40MM	1
70	34-01249-20 NSI	SPACER, M6 X 25MM	2
75	34-01184-56 PL*	NUT, LOCK M6	1
80	34-00873-85 PL*	SCREW, CAP HXHD M10 X 85MM	1
85	34-60085-10 PL*	WASHER, M10 X 22MM	2
90	34-01184-60 PL*	NUT, LOCK M10	1
95	50-60094-01	IDLER ASSY - INCLUDES:	1
96	04-60008-24	BEARING	2
100	48-60010-01 NSI	SPACER, ALTERNATOR	1
105	34-00946-20 PL*	NUT, HEX M20	1
110	34-01249-30 NSI	SPACER, M20 X 40MM	4
115	50-60094-00	IDLER ASSY - INCLUDES:	1
116	04-60008-24	BEARING	2
120	34-00946-10 PL*	NUT, HEX M10	1
125	50-60288-09	BELT, ALTERNATOR / MOTOR AC / ALTERNATOR	1

SUPRA 950 / 950 Mt^o

16. DRIVE KIT (STANDARD VERSION)



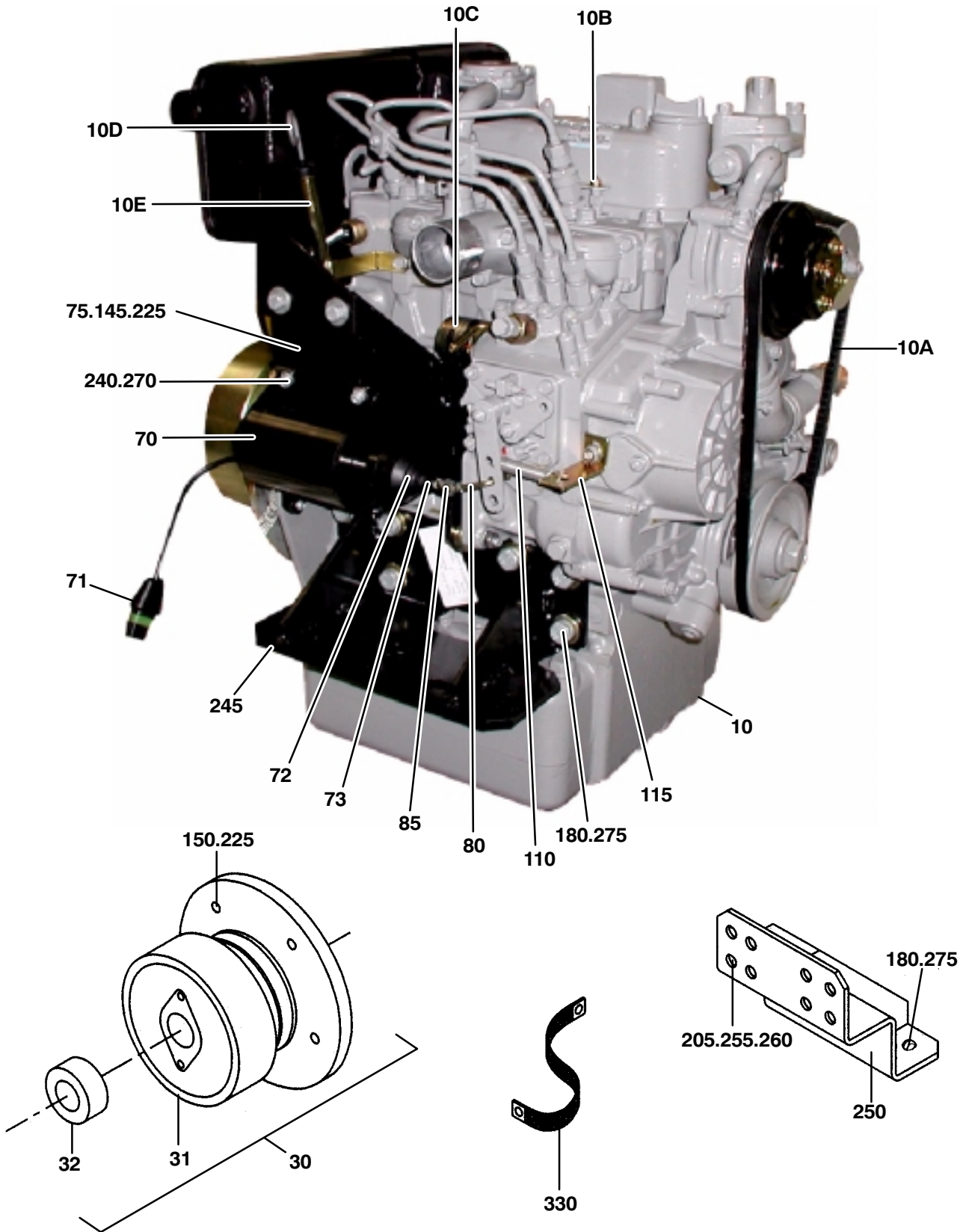
SUPRA 950 / 950 Mt^o

ITEM	PART NO.	DESCRIPTION	QTY
16. DRIVE KIT (STANDARD VERSION)			
5	86-60568-01 NSI	POWER TRAY	1
15	18-00059-20	COMPRESSOR*, 05G R404A - INCLUDES:	1
15	18-00059-130RM	COMPRESSOR*, 05G REMAN - INCLUDES:	1
16	17-40324-00	KEY	1
20	54-60027-06	MOTOR, NO STAND-BY SHELL ONLY - INCLUDES:	1
20	54-60027-08	MOTOR, STAND-BY 9KW - INCLUDES:	1
21	04-60011-42	BEARING, FRONT	1
22	04-60008-42	BEARING, REAR	1
23	34-60022-06	KEY, 8 X 7 X 45 2BR	1
24	34-60022-00	KEY, 8 X 7 X 40 2BR	1
25	50-60071-00	PULLEY, COMPRESSOR	1
35	50-60069-00	PULLEY ASSY, IDLER	1
40	38-00537-00	FAN CONDENSER	1
45	48-60001-00	BUSHING, CONDENSER FAN	1
50	04-00049-19	BUSHING, HUB	1
55	50-00178-54	BELT, COMPRESSOR / MOTOR	2
60	50-00178-53	BELT, COMPRESSOR / ENGINE	2
90	86-61005-00	BRACKET ASSY, STAND-BY	1
95	73-00096-02	SHOCKMOUNT	4
100	73-00154-01	SHOCKMOUNT COVER	3
105	73-00154-03	SHOCKMOUNT	6
120	48-60072-00	SPACER	2
125	48-60011-00	SPACER, 10.5 X 25MM	4
130	34-60119-01 PL*	SCREW, 5/16-24MM	1
135	34-01249-27 NSI	SPACER, M10 X 50MM	1
140	34-00873-85 PL*	SCREW, CAP HXHD M10 X 85MM	4
150	34-00876-20 PL*	SCREW, CAP HXHD M8 X 20MM	10
155	34-00945-08 PL*	WASHER, LOCK M8	4
160	34-60087-30 PL*	SCREW, M8 X 30MM	2
165	34-60097-08 PL*	WASHER, LOCK M8 X 22MM	2
170	34-00873-40 PL*	SCREW, CAP HXHD M10 X 40MM	4
175	34-00873-25 PL*	SCREW, CAP HXHD M10 X 25MM	12
180	34-60085-10 PL*	WASHER, M10 X 22MM	24
185	22-02579-00	COIL - INCLUDES:	1
186	22-50078-02SK	CONNECTOR 2 WAYS (MATES WITH 22-50078-01SK)	1
187	34-06026-00 NSI	ROLL PIN	1
190	34-00873-60 PL*	SCREW, CAP HXHD M10 X 60MM	2
195	34-00304-28 PL*	SCREW, CAP HXHD 3/8-16 X 3.5MM	2
196	34-01243-00 NSI	SPACER	2
200	34-00368-13 PL*	WASHER, LOCK 3/8"	2
205	34-01249-26 NSI	SPACER, M10 X 25MM	28
210	34-00873-80 PL*	SCREW, CAP HXHD M10 X 80MM	2
215	34-01184-60 PL*	NUT, LOCK M10	12
260	34-00945-10 PL*	WASHER, LOCK	16
275	34-00873-20 PL*	SCREW, CAP HXHD M10 X 20MM	5
290	34-01249-22 NSI	SPACER, M10 X 50MM	4
296	34-00944-10 PL*	WASHER, FLAT M10	8
310	48-60227-00	SPACER, COMPRESSOR	1

* SEE MANUAL 62-60573-00

SUPRA 950 / 950 Mt^o

16. DRIVE KIT (STANDARD VERSION) (CONTINUED)



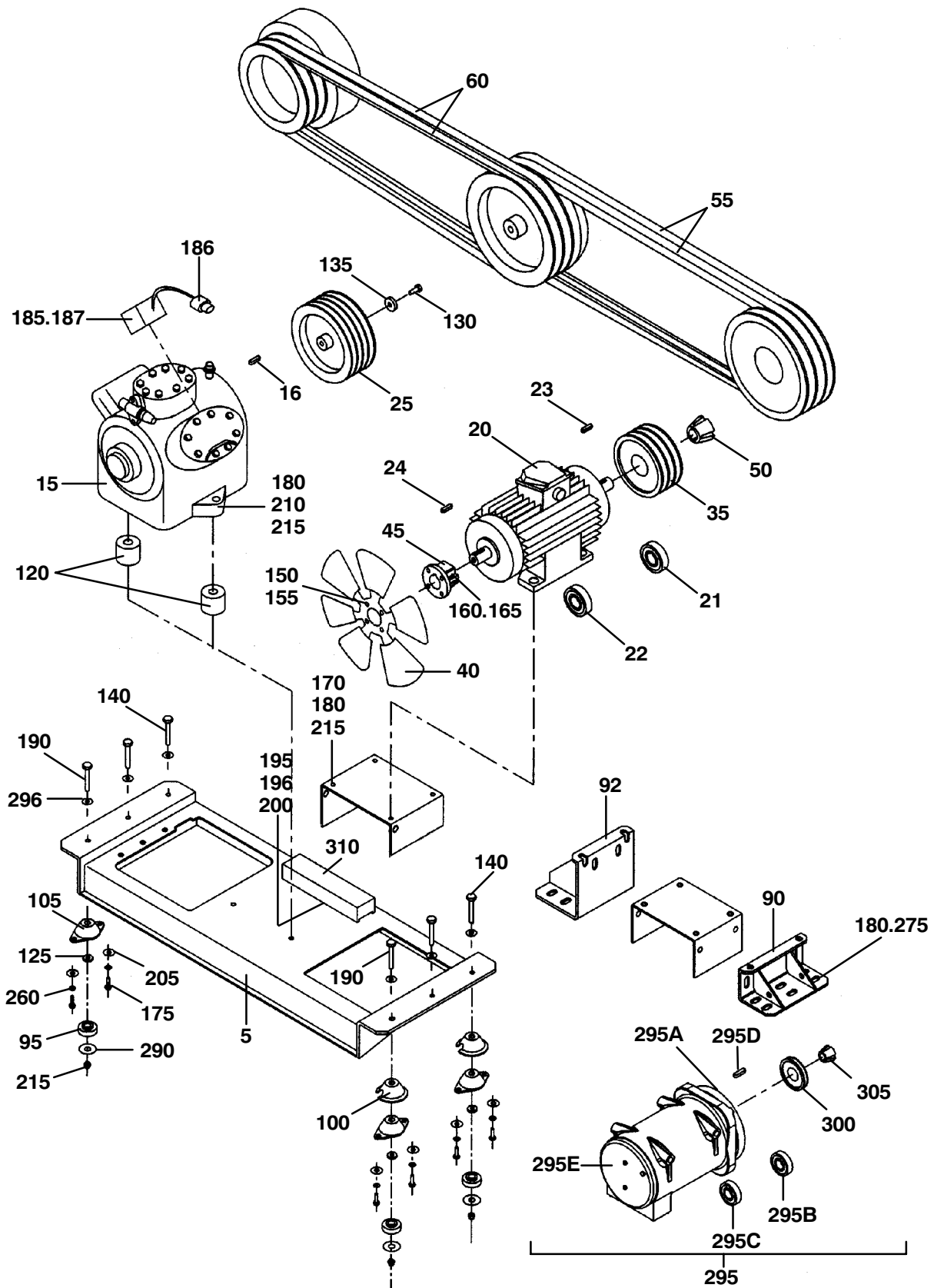
SUPRA 950 / 950 Mt^o

ITEM	PART NO.	DESCRIPTION	QTY
16. DRIVE KIT (STANDARD VERSION) (CONTINUED)			
10	26-60002-02	ENGINE, CT3.69TV * - INCLUDES:	1
NS	941172	OIL FILTER	1
10A	50-60197-06	BELT, WATER PUMP	1
10B	29-70157-00	GLOW PLUG	3
10C	29-70206-00	STOP SOLENOID - INCLUDES :	1
NS	945690	GASKET	1
NS	22-50078-08SK	CONNECTOR 3 WAYS (MATES WITH 22-50078-05SK)	1
10D	30-60081-00	DIPSTICK	1
10E	79-60522-00	TUBE, DIPSTICK	1
30	50-60093-00	CLUTCH - INCLUDES:	1
31	50-60076-00	ROTOR	1
32	50-50050-03	BEARING	1
NS	50-50051-01	CLUTCH SERVICE KIT	1
70	10-60018-00SV	SOLENOID, 12 VOLTS DC - INCLUDES:	1
71	22-50078-02SK	CONNECTOR 2 WAYS (MATES WITH 22-50078-01SK)	1
72	58-60201-00	BOOT	1
73	12-60041-00	PLUG ASSY	1
75	86-60181-00 NSI	BRACKET ASSY, SOLENOID	1
80	30-60030-00	ROD, LINKAGE SPEED	1
85	44-01049-01	CLIP, RETAINING	1
110	73-60005-00	SPRING SPEED CONTROL	1
115	68-60324-00	ANGLE	1
145	34-00946-58 PL*	NUT, HEX M8-1.25MM	1
150	34-00876-20 PL*	SCREW, CAP HXHD M8 X 20MM	10
180	34-60085-10 PL*	WASHER, M10 X 22MM	24
205	34-01249-26 NSI	SPACER, M10 X 25MM	28
225	34-60085-09 PL*	WASHER, M8 X 22MM	8
240	34-60095-27 PL*	WASHER, LOCK M6 X 14MM	4
245	86-60177-00	BRACKET ASSY, ENGINE (LEFT)	1
250	86-60178-00	BRACKET ASSY, ENGINE (RIGHT)	1
255	34-00961-25 PL*	SCREW, CAP HXHD M10 X 25MM	16
260	34-00945-10 PL*	WASHER, LOCK	16
270	34-60082-16 PL*	SCREW, CAP SKTHD M6 X 16MM	4
275	34-00873-20 PL*	SCREW, CAP HXHD M10 X 20MM	5
330	22-60359-00	STRAP GROUND	1

* SEE MANUAL 62-60546-00

SUPRA 950 / 950 Mt^o

17. DRIVE KIT (MULTITEMPERATURE VERSION)

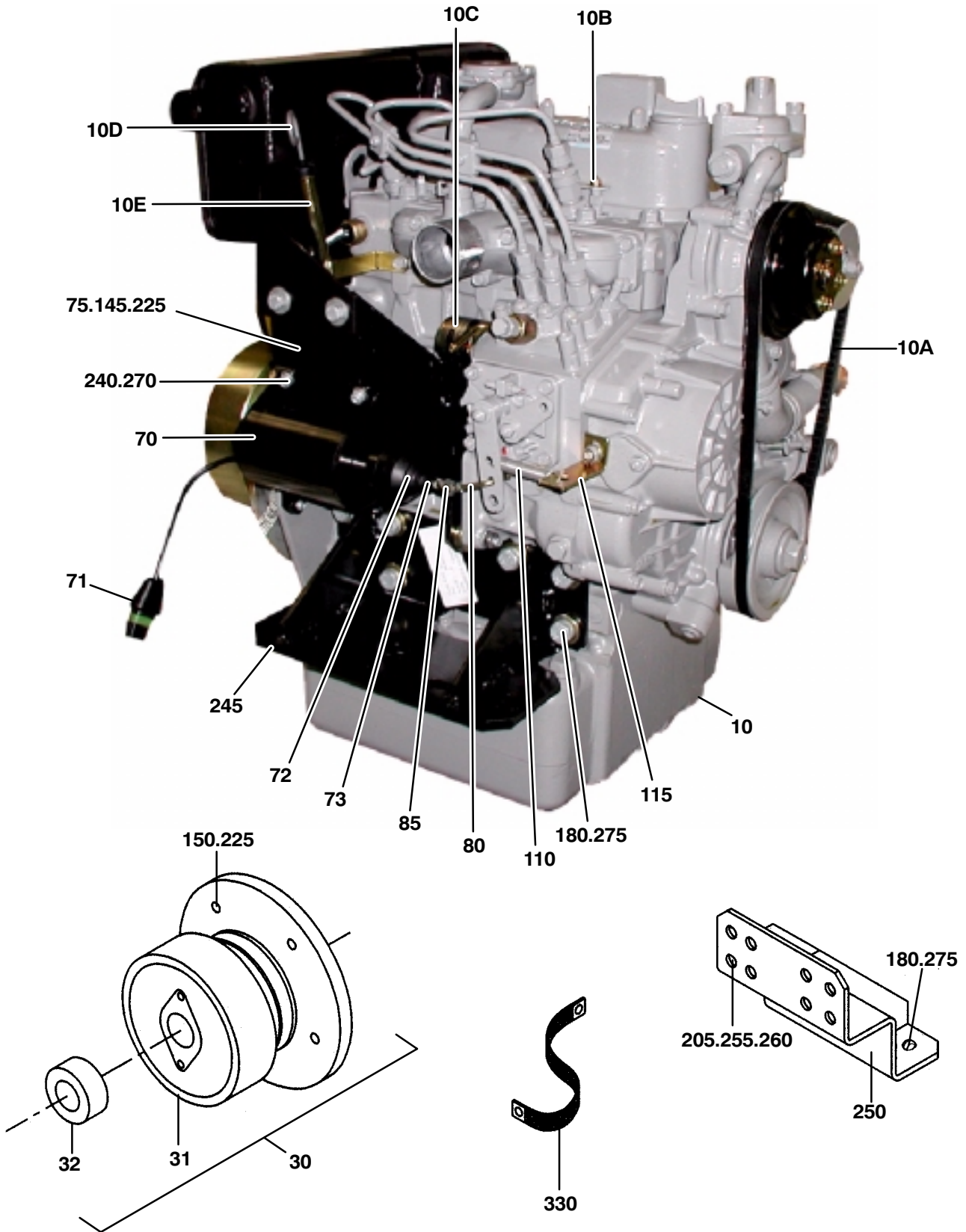


SUPRA 950 / 950 Mt^o

ITEM	PART NO.	DESCRIPTION	QTY
17. DRIVE KIT (MULTITEMPERATURE VERSION)			
5	86-60568-01 NSI	POWER TRAY	1
15	18-00059-20	COMPRESSOR *, 05G R404A - INCLUDES:	1
15	18-00059-130RM	COMPRESSOR *, 05G REMAN - INCLUDES:	1
16	17-40324-00	KEY	1
20	54-60027-08	MOTOR, STAND-BY 9KW - INCLUDES:	1
21	04-60011-42	BEARING, FRONT	1
22	04-60008-42	BEARING, REAR	1
23	34-60022-06	KEY, 8 X 7 X 45 2BR	1
24	34-60022-00	KEY, 8 X 7 X 40 2BR	1
25	50-60071-00	PULLEY, COMPRESSOR	1
35	50-60092-00	PULLEY	1
40	38-00537-00	FAN CONDENSER	1
45	48-60001-00	BUSHING, CONDENSER FAN	1
50	04-00049-19	BUSHING, HUB	1
55	50-00178-55	BELT, COMPRESSOR / MOTOR	2
60	50-00178-53	BELT, COMPRESSOR / ENGINE	2
90	86-60225-00	BRACKET ASSY, STAND-BY	1
92	86-60307-00	BRACKET ASSY, STAND-BY	1
95	73-00096-02	SHOCKMOUNT	4
100	73-00154-01	SHOCKMOUNT COVER	3
105	73-00154-03	SHOCKMOUNT	6
120	48-60072-00	SPACER	2
125	48-60011-00	SPACER, 10.5 X 25MM	4
130	34-60119-01 PL*	SCREW, 5/16-24MM	1
135	34-01249-27 NSI	SPACER, M10 X 50MM	1
140	34-00873-85 PL*	SCREW, CAP HXHD M10 X 85MM	4
150	34-00876-20 PL*	SCREW, CAP HXHD M8 X 20MM	10
155	34-00945-08 PL*	WASHER, LOCK M8	4
160	34-60087-30 PL*	SCREW, M8 X 30MM	2
165	34-60097-08 PL*	WASHER, LOCK M8 X 22MM	2
170	34-00873-35 PL*	SCREW, CAP HXHD M10 X 35MM	4
175	34-00873-25 PL*	SCREW, CAP HXHD M10 X 25MM	12
180	34-60085-10 PL*	WASHER, M10 X 22MM	24
185	22-02579-00	COIL - INCLUDES:	1
186	22-50078-02SK	CONNECTOR 2 WAYS (MATES WITH 22-50078-01SK)	1
187	34-06026-00 NSI	ROLL PIN	1
190	34-00873-60 PL*	SCREW, CAP HXHD M10 X 60MM	2
195	34-00304-28 PL*	SCREW, CAP HXHD 3/8-16 X 3.50MM	2
196	34-01243-00 NSI	SPACER	2
200	34-00368-13 PL*	WASHER, LOCK 3/8"	2
205	34-01249-26 NSI	SPACER, M10 X 25MM	28
210	34-00873-80 PL*	SCREW, CAP HXHD M10 X 80MM	2
215	34-01184-60 PL*	NUT, LOCK M10	12
260	34-00945-10 PL*	WASHER, LOCK	16
275	34-00873-20 PL*	SCREW, CAP HXHD M10 X 20MM	5
290	34-01249-22 NSI	SPACER, M10 X 50MM	4
295	54-60032-01	GENERATOR, 50HZ 230V PRIOR TO S/N GB326006 - INCLUDES:	1
295	54-00603-01	GENERATOR, 50/60HZ 230/276V STARTING WITH S/N GB326006 - INCLUDES:	1
295A	54-00603-53	FAN	1
295B	54-00603-55	BEARING, REAR	1
295C	54-00603-54	BEARING, FRONT	1
295D	34-60022-00	KEY, 8 X 7 X 40 2BR	1
295E	54-00603-58	COVER	1
NS	22-01613-16SK	CONNECTOR 6 WAYS (MATES WITH 22-01613-18SK)	1
296	34-00944-10 PL*	WASHER, FLAT M10	8
300	50-60075-00	PULLEY	1
305	04-00049-03	BUSHING, HUB	1
310	48-60227-00	SPACER, COMPRESSOR	1
*	SEE MANUAL 62-60573-00		

SUPRA 950 / 950 Mt^o

17. DRIVE KIT (MULTITEMPERATURE VERSION) (CONTINUED)



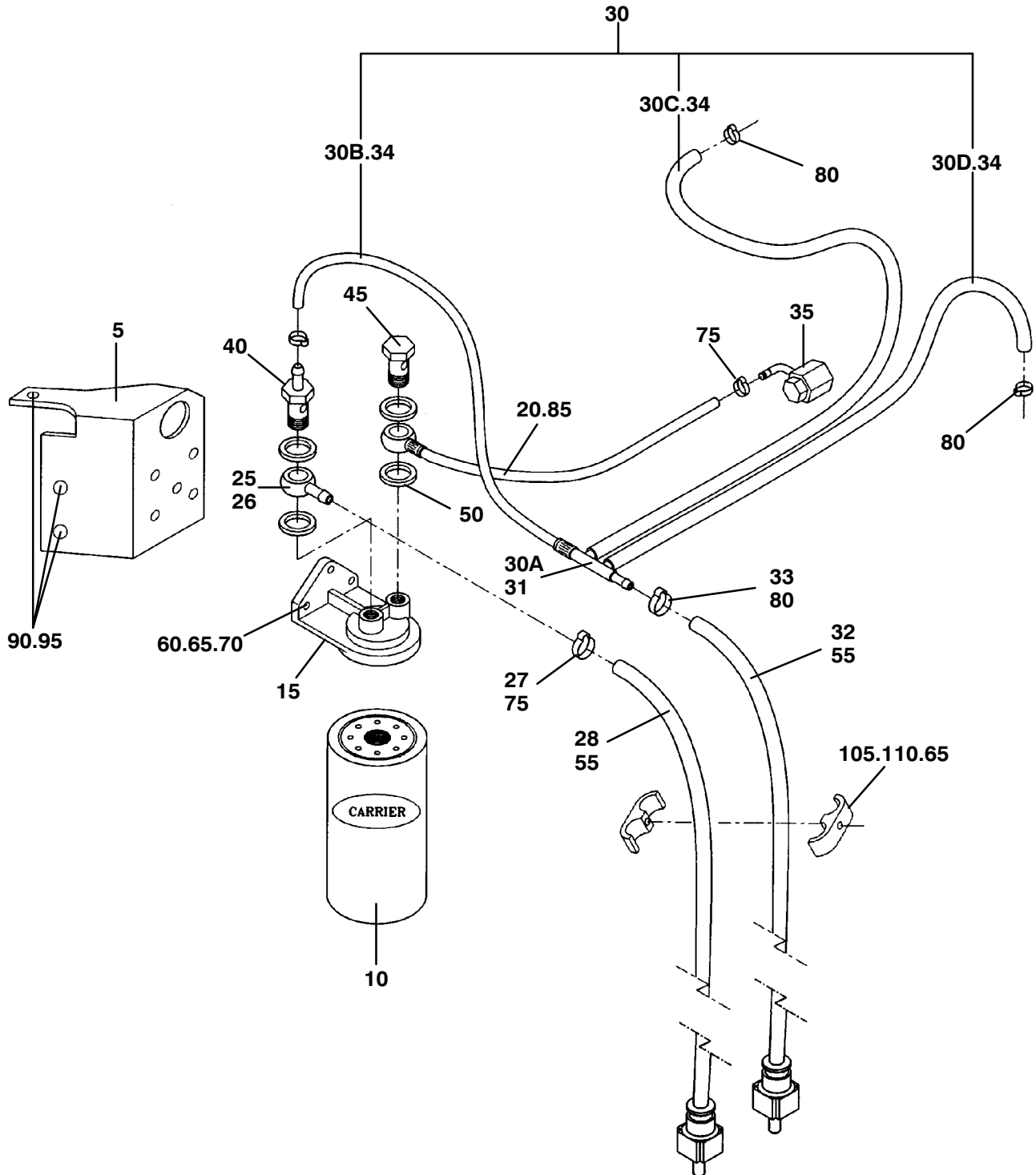
SUPRA 950 / 950 Mt^o

ITEM	PART NO.	DESCRIPTION	QTY
17. DRIVE KIT (MULTITEMPERATURE VERSION) (CONTINUED)			
10	26-60002-02	ENGINE, CT3.69TV * - INCLUDES:	1
NS	941172	OIL FILTER	1
10A	50-60197-06	BELT, WATER PUMP	1
10B	29-70157-00	GLOW PLUG	3
10C	29-70206-00	STOP SOLENOID - INCLUDES :	1
NS	945690	GASKET	1
NS	22-50078-08SK	CONNECTOR 3 WAYS (MATES WITH 22-50078-05SK)	1
10D	30-60081-00	DIPSTICK	1
10E	79-60522-00	TUBE, DIPSTICK	1
30	50-60093-00	CLUTCH - INCLUDES:	1
31	50-60076-00	ROTOR	1
32	50-50050-03	BEARING	1
NS	50-50051-01	CLUTCH SERVICE KIT	1
70	10-60018-00SV	SOLENOID, 12 VOLTS DC - INCLUDES:	1
71	22-50078-02SK	CONNECTOR 2 WAYS (MATES WITH 22-50078-01SK)	1
72	58-60201-00	BOOT	1
73	12-60041-00	PLUG ASSY	1
75	86-60181-00 NSI	BRACKET ASSY, SOLENOID	1
80	30-60030-00	ROD, LINKAGE SPEED	1
85	44-01049-01	CLIP, RETAINING	1
110	73-60005-00	SPRING SPEED CONTROL	1
115	68-60324-00	ANGLE	1
145	34-00946-58 PL*	NUT, HEX M8-1.25MM	1
150	34-00876-20 PL*	SCREW, CAP HXHD M8 X 20MM	10
180	34-60085-10 PL*	WASHER, M10 X 22MM	24
205	34-01249-26 NSI	SPACER, M10 X 25MM	28
225	34-60085-09 PL*	WASHER, M8 X 22MM	8
240	34-60095-27 PL*	WASHER, LOCK M6 X 14MM	4
245	86-60177-00	BRACKET ASSY, ENGINE (LEFT)	1
250	86-60178-00	BRACKET ASSY, ENGINE (RIGHT)	1
255	34-00961-25 PL*	SCREW, CAP HXHD M10 X 25MM	16
260	34-00945-10 PL*	WASHER, LOCK	16
270	34-60082-16 PL*	SCREW, CAP SKTHD M6 X 16MM	4
275	34-00873-20 PL*	SCREW, CAP HXHD M10 X 20MM	5
330	22-60359-00	STRAP GROUND	1

* SEE MANUAL 62-60546-00

SUPRA 950 / 950 Mt°

18. FUEL SYSTEM

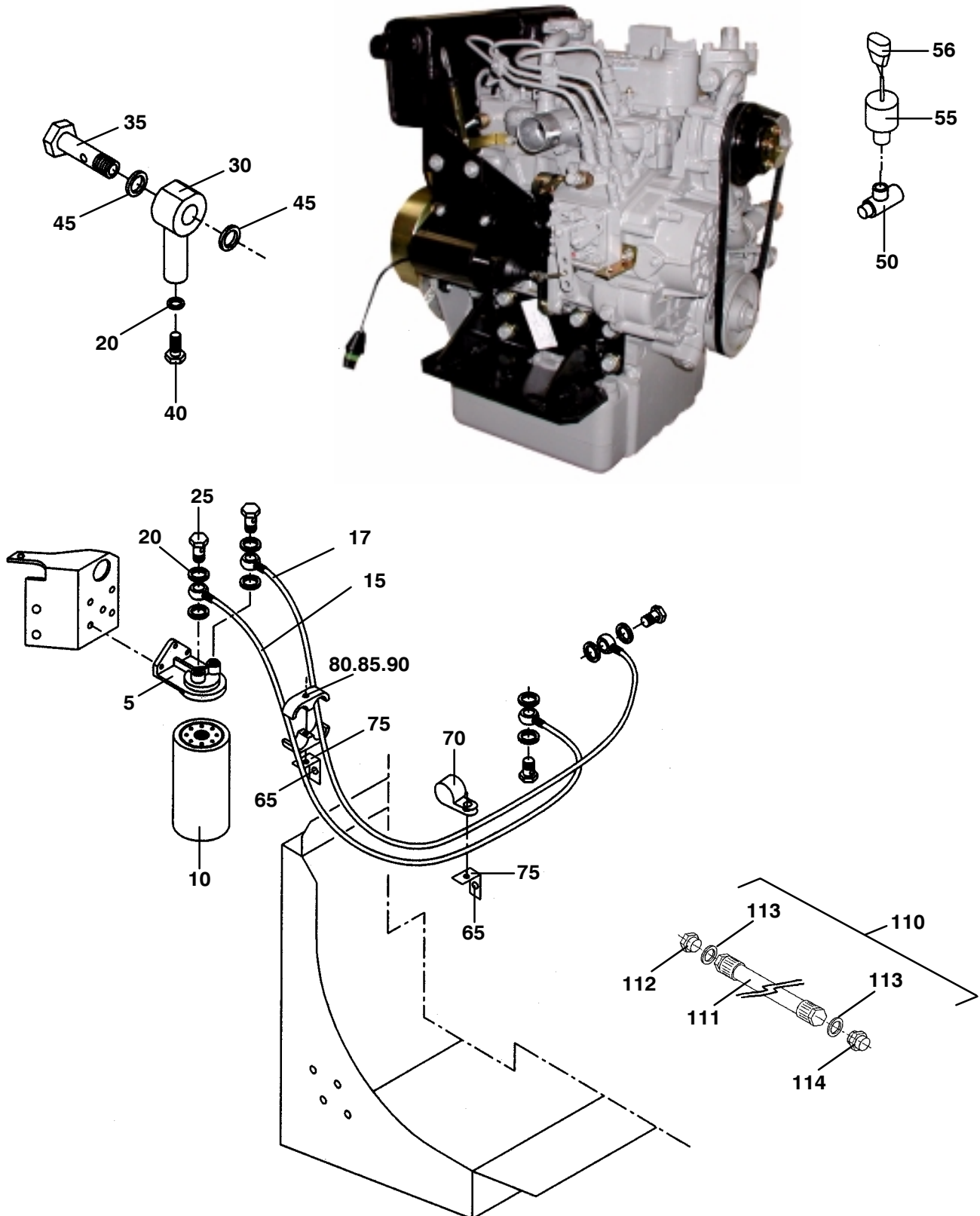


SUPRA 950 / 950 Mt^o

ITEM	PART NO.	DESCRIPTION	QTY
18. FUEL SYSTEM			
5	86-60066-04	BRACKET	1
10	30-00302-00	FILTER FUEL	1
15	48-60063-00	FILTER HEAD	1
20	58-60185-07	HOSE, FUEL 1/4"	1
25	40-60026-03	FITTING STARTING WITH S/N TB102953 FOR STANDARD	1
		STARTING WITH SERIAL NUMBER GB101171 FOR Mt ^o	1
25	79-60512-02	BANJO ASSY, 3/8" QUICK CONNECT - INCLUDES:	
		STARTING WITH SERIAL NUMBER TB209031 FOR STANDARD	1
		STARTING WITH SERIAL NUMBER GB211017 FOR Mt ^o	1
26	40-60026-03	BANJO	1
27	44-60042-01 PL*	COLLAR, TUBE	1
28	58-00580-00F50	TUBE, RED 3/8" CUT TO LENGTH	1
30		HOSE ASSY - INCLUDES:	1
		STARTING WITH SERIAL NUMBER TB102953 FOR STANDARD	1
		STARTING WITH SERIAL NUMBER GB101171 FOR Mt ^o	1
30A	40-60073-00	FUEL FITTING	1
30B	58-60588-00	HOSE, FUEL (LENGHT 0,14M)	1
30C	58-60588-00	HOSE, FUEL (LENGHT 0,3M)	1
30D	58-60588-00	HOSE, FUEL (LENGHT 0,26M)	1
30	79-60511-03	HOSE ASSY, QUICK CONNECT - INCLUDES:	1
		STARTING WITH SERIAL NUMBER TB209031 FOR STANDARD	1
		STARTING WITH SERIAL NUMBER GB211017 FOR Mt ^o	1
31	40-60227-00	FUEL FITTING	1
32	58-00507-00F50	TUBE, BLACK 1/4" CUT TO LENGTH	1
33	44-60042-03	COLLAR, TUBE	3
34	58-60588-00	HOSE, FUEL CUT TO LENGTH	1
35	40-60064-00	FITTING, FUEL-LINE INLET	1
40	40-60063-00	SCREW, HOLLOW	1
45	30-60055-05	BOLT, BANJO 16 X 150MM	1
50	42-60025-00	SEAL, BONDED	4
55	58-60065-02SAV	HOSE, FUEL CUT TO LENGTH	1
60	34-01152-40 PL*	SCREW, CAP HXHD M6 X 40MM	3
65	34-60095-27 PL*	WASHER, LOCK M6 X 14MM	7
70	34-01184-56 PL*	NUT, LOCK M6	3
75	44-60042-04 PL*	COLLAR, TUBE STARTING WITH S/N TB102953 FOR STANDARD	3
		STARTING WITH SERIAL NUMBER GB101171 FOR Mt ^o	3
80	44-60042-03 PL*	COLLAR, TUBE STARTING WITH S/N TB102953 FOR STANDARD	3
		STARTING WITH SERIAL NUMBER GB101171 FOR Mt ^o	3
85	58-60215-03 NSI	TUBE, SLIT	0.1M
90	34-00876-25 PL*	SCREW, CAP HXHD M8 X 25MM	3
95	34-60085-09 PL*	WASHER, M8 X 22MM	3
105	44-60006-00 PL*	CLAMP, DOUBLE STARTING WITH S/N TB102953 FOR STANDARD	1
		STARTING WITH SERIAL NUMBER GB101171 FOR Mt ^o	1
105	44-60006-03 PL*	CLAMP, DOUBLE STARTING WITH S/N TB102953 FOR STANDARD	1
		STARTING WITH SERIAL NUMBER GB211017 FOR Mt ^o	1
110	34-01152-35 PL*	SCREW, CAP HXHD M6 X 35MM	1

SUPRA 950 / 950 Mt^o

19. OIL SYSTEM

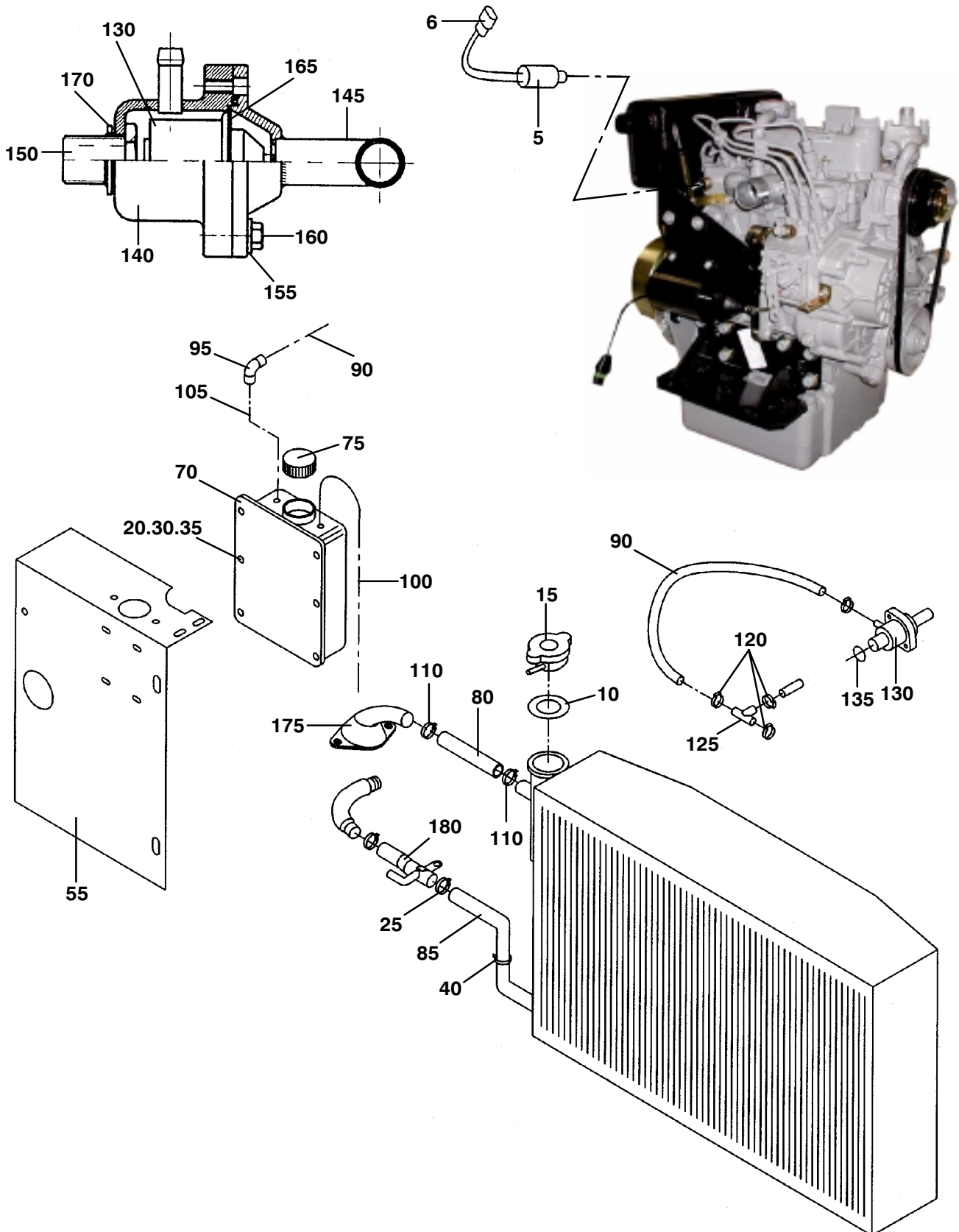


SUPRA 950 / 950 Mt^o

ITEM	PART NO.	DESCRIPTION	QTY
19. OIL SYSTEM			
5	48-60063-01	FILTER, HEAD	1
10	30-00323-00	FILTER, OIL	1
15	79-60600-02	NYLON BLACK BANJO ASSY	1
17	79-60600-03	NYLON RED BANJO ASSY	1
20	42-60025-00	SEAL, BONDED	9
25	30-60055-05	BOLT, BANJO 16 X 150MM	4
30	48-60125-00	BANJO	1
35	48-60126-00	SCREW, BANJO FITTING	1
40	48-60127-00	PLUG	1
45	42-60040-22	SEAL, RING	2
50	40-60000-00	TEE, STREET 1/8"	1
55	12-00592-00	LP OIL PRESSURE SWITCH - INCLUDES:	1
56	22-50078-02SK	CONNECTOR 2 WAYS (MATES WITH 22-50078-01SK)	1
65	34-60068-20	SCREW, M6 X 20MM	3
70	44-60041-49 PL*	CLAMP	1
75	68-60584-00	BRACKET, TUBE	2
80	44-60006-00 PL*	CLAMP, DOUBLE	1
85	34-01152-30 PL*	SCREW, CAP HXHD M6 X 30MM	1
90	34-60095-46 PL*	WASHER, LOCK M6 X 18MM	1
110		OIL DRAIN EXTENSION (OPTION) - INCLUDES:	CUT TO LENGTH
111	58-60263-00 NSI	HOSE	1
112	48-60127-00	PLUG, MALE M16 X 1.5MM	1
113	42-60025-00	SEAL, BONDED	2
114	40-60150-00	CONNECTOR, MALE FLARE	1

SUPRA 950 / 950 Mt^o

20. COOLANT KIT

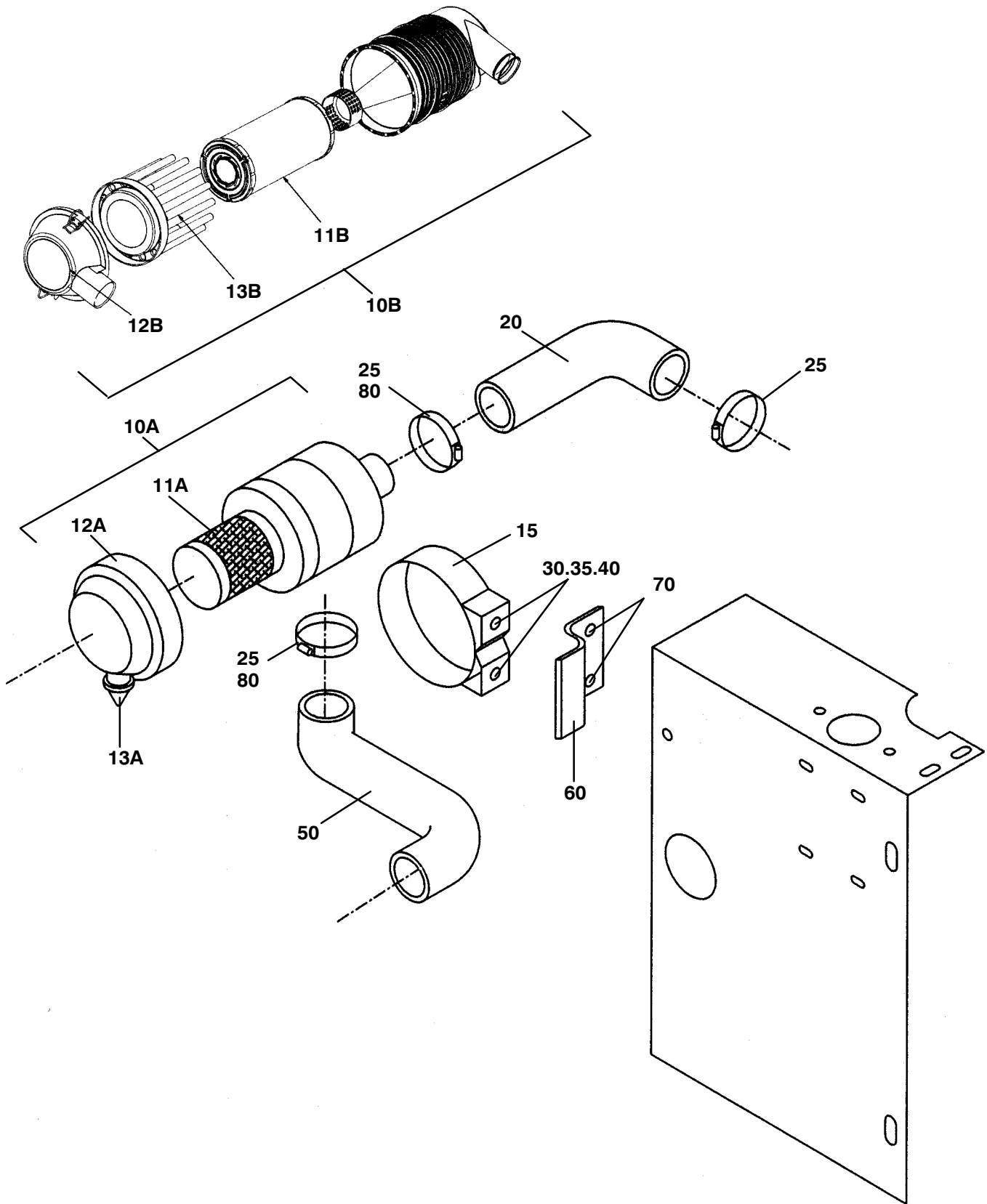


SUPRA 950 / 950 Mt^o

ITEM	PART NO.	DESCRIPTION	QTY
20. COOLANT KIT			
5	12-01145-03	WTS SENSOR - INCLUDES:	1
6	22-50078-02SK	CONNECTOR 2 WAYS (MATES WITH 22-50078-01SK)	1
10	42-60042-00	GASKET, RADIATOR CAP	1
15	30-60041-00	CAP, RADIATOR	1
20	34-01184-56 PL*	NUT, LOCK M6	4
25	44-60011-16 PL*	CLAMP, HOSE	1
30	34-60068-20	SCREW, M6 X 20MM	11
35	34-60095-27 PL*	WASHER, LOCK M6 X 14MM	4
40	44-60011-15 PL*	CLAMP	1
55	86-60593-02	BRACKET, FILTER / COOLANT BOTTLE	1
70	76-00382-00	BOTTLE, COOLANT RECOVERY - INCLUDES:	1
75	58-00743-00	CAP, COOLANT BOTTLE	1
80	58-60039-17	HOSE, WATER (LENGTH 250MM)	1
85	58-60189-00	HOSE, LOWER COOLANT	1
90	58-60065-05	HOSE, FUEL	0.15M
95	58-60094-00	ELBOW, ADAPTER	1
100	58-60279-00	HOSE, AIR	0.6M
105	58-60279-03	HOSE, AIR	0.3M
110	44-60011-10 PL*	CLAMP	2
120	44-60042-08 PL*	COLLAR, TUBE	3
125	56-60557-00	TEE	1
130	25-15003-00	THERMOSTAT	1
135	25-36676-00	GASKET, THERMOSTAT HOUSING	1
140	48-60018-00	HOUSING, THERMOSTAT	1
145	48-60019-00	COVER, THERMOSTAT	1
150	34-60030-01 PL*	SCREW, 3/8-18MM	1
155	34-60095-25 PL*	WASHER, LOCK M5 X 12MM	2
160	34-60000-16 PL*	SCREW, CAP HXHD M5 X 16MM	2
165	42-00243-24	O-RING	1
170	42-60025-00	SEAL RING	2
175	25-15003-03SK1	THERMOSTAT KIT - INCLUDES:	1
NS	25-15003-03 NSS	THERMOSTAT	1
NS	42-60051-01P10	O-RING	1
180	56-60587-00	TUBE ASSY, ENGINE WATER	1

SUPRA 950 / 950 Mt°

21. AIR CLEANER KIT

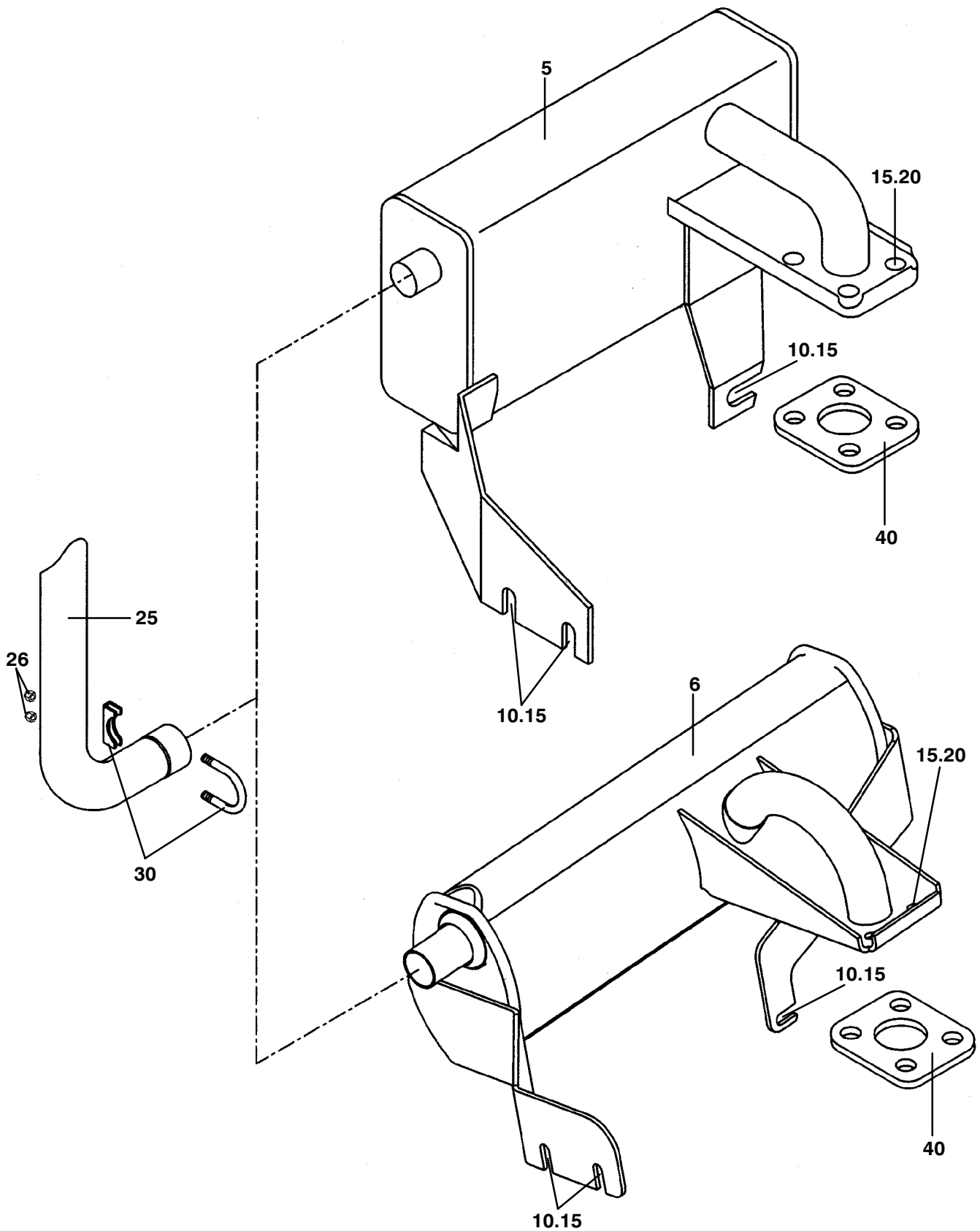


SUPRA 950 / 950 Mt^o

ITEM	PART NO.	DESCRIPTION	QTY
21. AIR CLEANER KIT			
10A	30-60075-00	AIR CLEANER, ALL VERSIONS EXCEPT SILENT - INCLUDES:	1
11A	30-60049-20	FILTER ELEMENT	1
12A	30-60075-21	COVER	1
13A	30-60075-22	VACUATOR	1
10B	30-60097-00	AIR CLEANER, SILENT VERSION ONLY - INCLUDES:	1
11B	30-60097-20	FILTER ELEMENT	1
12B	30-60097-18	COVER	1
13B	30-60097-21	ACCOUSTICAL COVER	1
15	30-60074-01	CLAMP ASSY, AIR CLEANER ALL VERSIONS EXCEPT SILENT	1
15	30-60074-00	CLAMP ASSY, AIR CLEANER SILENT VERSION ONLY	1
20	58-60417-00	HOSE, AIR ALL VERSIONS EXCEPT SILENT	1
20	58-60637-00	HOSE, AIR SILENT VERSION ONLY	1
25	44-60045-09	PL* CLAMP, HOSE	1 OR 3
30	34-60068-20	SCREW, M6 X 20MM ALL VERSIONS EXCEPT SILENT	2
30	34-01152-30	PL* SCREW, CAP HXHD M6 X 30MM SILENT VERSION ONLY	2
35	34-01184-56	PL* NUT, LOCK M6	2
40	34-60095-46	PL* WASHER, LOCK M6 X 18MM	2
50	58-60314-00	HOSE, AIR ALL VERSIONS EXCEPT SILENT	1
50	58-60638-00	HOSE, AIR SILENT VERSION ONLY	1
60	67-60420-00	BRACKET SILENT VERSION ONLY	1
70	34-60068-20	SCREW, M6 X 20MM SILENT VERSION ONLY	2
80	44-60045-10	CLAMP, HOSE SILENT VERSION ONLY	2

SUPRA 950 / 950 Mt^o

22. EXHAUST SYSTEM

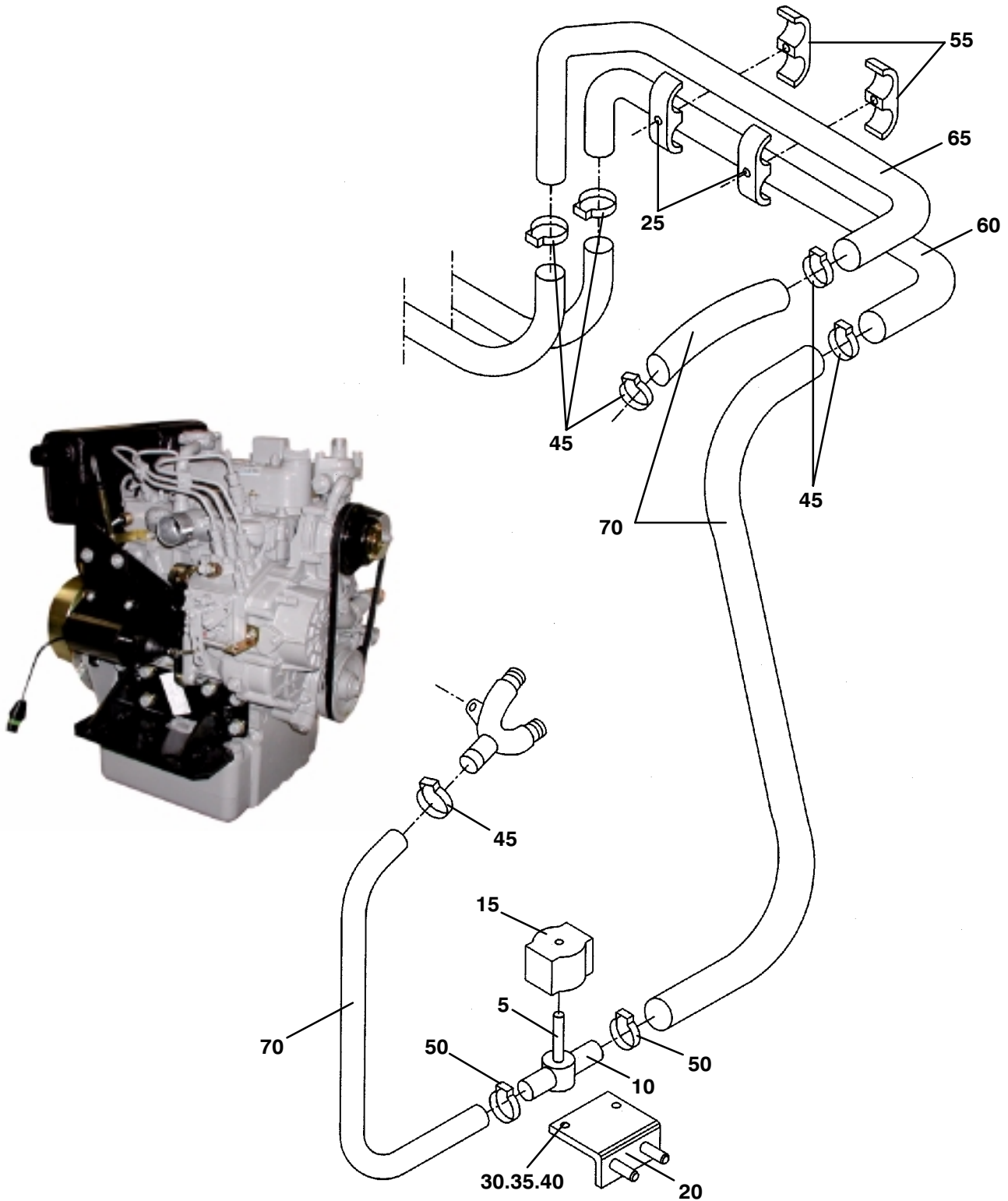


SUPRA 950 / 950 Mt^o

ITEM	PART NO.	DESCRIPTION	QTY
22. EXHAUST SYSTEM			
5	30-60052-01	MUFFLER, ALL VERSIONS EXCEPT SILENT	1
6	30-60095-00	MUFFLER, SILENT VERSION ONLY	1
10	34-00876-20 PL*	SCREW, CAP HXHD M8 X 20MM	3
15	34-60085-09 PL*	WASHER, M8 X 22MM	7
20	34-00946-58 PL*	NUT, HEX M8-1.25MM	4
25	30-60018-00SV	EXHAUST PIPE - INCLUDES:	1
26	34-60090-08	NUT, SELF LOCK M8 HIGH TEMPERATURE	1
30	44-60066-00	CLAMP	1
40	941360	GASKET	1

SUPRA 950 / 950 Mt^o

23. ADDITIONAL HEATING (NORDIC VERSION)

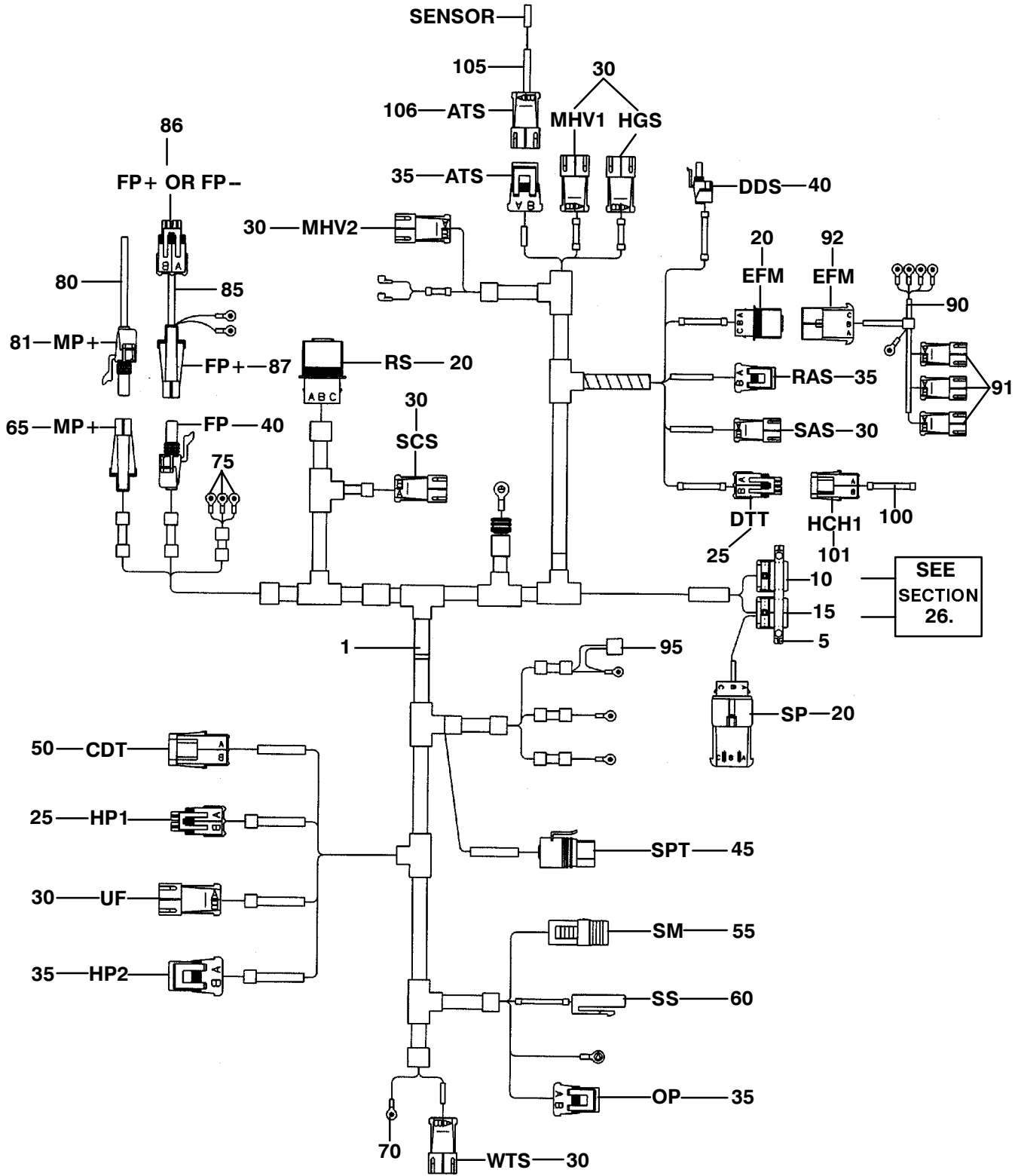


SUPRA 950 / 950 Mt^o

ITEM	PART NO.	DESCRIPTION	QTY
23. ADDITIONAL HEATING (NORDIC VERSION)			
5	14-60036-00	HOT WATER VALVE, 1/2"	1
10	48-60013-00	NIPPLE, STRAIGHT 1/2"	2
15	22-60307-00	COIL, 12 VDC	1
20	68-60522-00	BRACKET	1
25	34-60068-20	SCREW, M6 X 20MM	5
30	34-01152-20 PL*	SCREW, CAP HXHD M6 X 20MM	2
35	34-60095-27 PL*	WASHER, LOCK M6 X 14MM	10
40	34-01184-56 PL*	NUT, LOCK M6	4
45	44-60011-04 PL*	CLAMP	8
50	44-60044-10 PL*	CLAMP, 7/8"	2
55	44-60006-05 PL*	CLAMP, DOUBLE	6
60	56-60534-00	TUBE, HOT WATER INLET	1
65	56-60535-00	TUBE, HOT WATER OUTLET	1
70	58-60139-00	HOSE, WATER	1.6M

SUPRA 950 / 950 Mt^o

24. ELECTRICAL KIT (STANDARD VERSION)

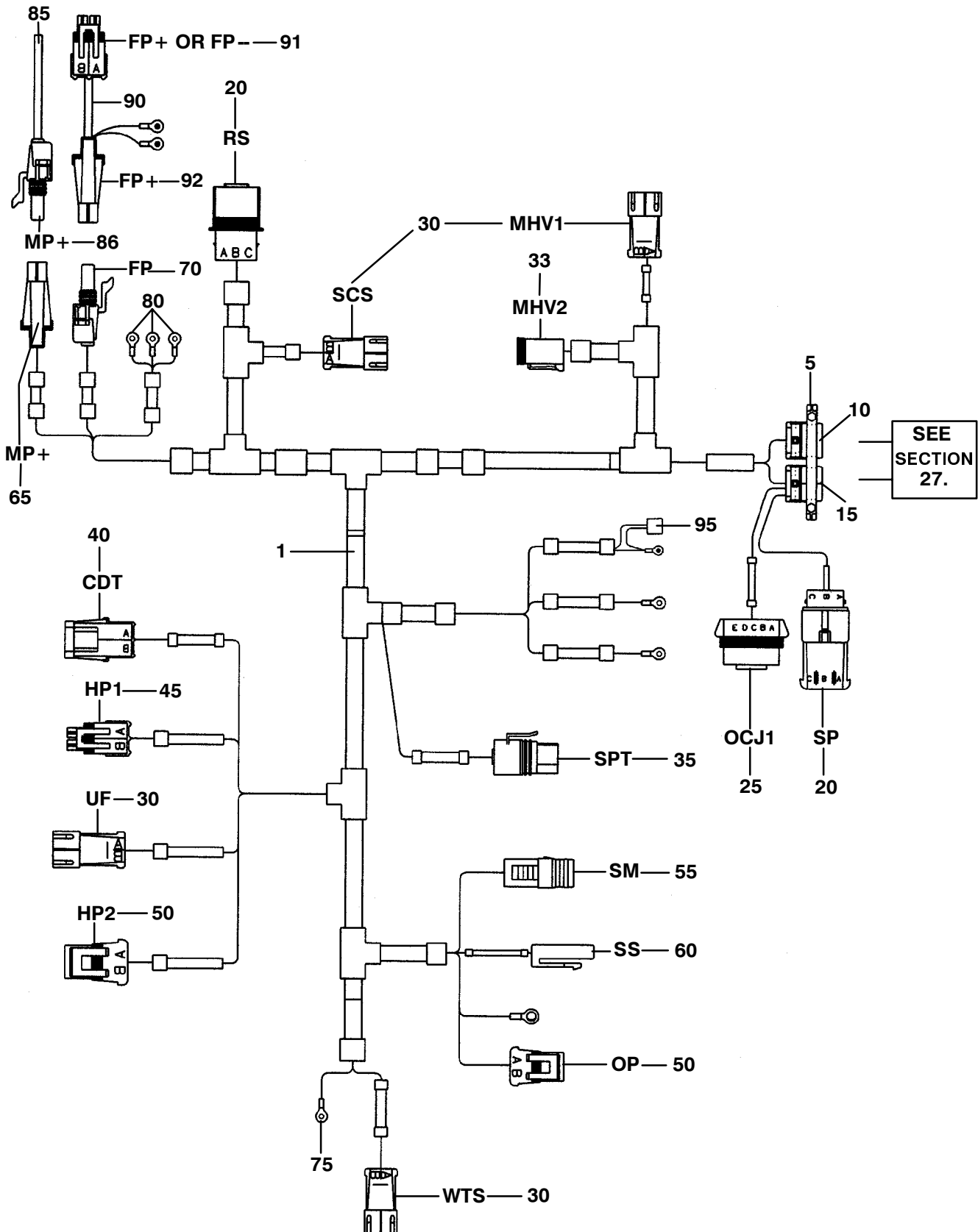


SUPRA 950 / 950 Mt^o

ITEM	PART NO.	DESCRIPTION	QTY
24. ELECTRICAL KIT (STANDARD VERSION)			
1	22-60485-00 NSI	HARNESS, ENGINE - INCLUDES:	1
5	58-60416-00	GROMMET, BRACKET	1
10	58-60416-23	GROMMET	1
15	58-60416-29	GROMMET	1
20	22-50078-05SK	SP EFM RS CONNECTOR 3 WAYS (MATES WITH 22-50078-08SK)	3
25	22-01585-00SK	DTT HP1 CONNECTOR 2 WAYS (MATES WITH 22-02392-00SK)	2
30	22-50078-01SK	SAS HGS MHV1 MHV2 SCS UF WTS CONNECTOR 2 WAYS (MATES WITH 22-50078-02SK)	7
35	22-50078-02SK	RAS ATS HP2 OP CONNECTOR 2W (MATES WITH 22-50078-01SK)	4
40	22-50078-63SV	DDS FP CONNECTOR 1 WAY (MATES WITH 22-50078-64SV)	2
45	22-02448-00	SPT CONNECTOR 3 WAYS	1
50	22-02392-00SK	CDT CONNECTOR 2 WAYS (MATES WITH 22-01585-00SK)	1
55	22-50078-30SK	SM CONNECTOR 1 WAY (MATES WITH 22-50078-31SK)	1
60	22-50098-06SK	SS CONNECTOR 1 WAY	1
65	22-50078-64SV	MP+ CONNECTOR 1 WAY (MATES WITH 22-50078-63SV)	1
NS	22-01605-01SV	MP CONNECTOR 3 WAYS (SEE SECTION 26.)	1
NS	22-01605-00SV	MP CONNECTOR 3 WAYS (SEE SECTION 26.)	1
NS	22-60254-04SK	C2 CONNECTOR 3W (MATES WITH 22-60254-05SK) (SEE SECTION 26.)	1
NS	22-60254-06SK	C3 CONNECTOR 3W (MATES WITH 22-60254-07SK) (SEE SECTION 26.)	1
NS	22-60254-09SK	C4 CONNECTOR 4W (MATES WITH 22-60254-08SK) (SEE SECTION 26.)	1
NS	22-60300-12SK	1J 2J CONNECTOR 15 WAYS (SEE SECTION 26.)	2
70	22-60350-00	CABLE, 9.2M BATTERY +	1
75	22-60350-01	CABLE, 8M BATTERY -	1
80	22-60353-00 NSI	HARNESS - INCLUDES:	1
81	22-50078-63SV	MP+ CONNECTOR 1 WAY (MATES WITH 22-50078-64SV)	1
85	22-60287-02	HARNESS, FUEL PUMP - INCLUDES:	1
86	22-01585-00SK	FP+ OR FP- CONNECTOR 2 WAYS (MATES WITH 22-02392-00SK)	1
87	22-50078-64SV	FP+ CONNECTOR 1 WAY (MATES WITH 22-50078-63SV)	1
90	22-60001-00	FAN HARNESS - INCLUDES:	1
91	22-50078-01SK	FAN CONNECTOR 2 WAYS (MATES WITH 22-50078-02SK)	3
92	22-50078-08SK	EFM CONNECTOR 3 WAYS (MATES WITH 22-50078-05SK)	1
95	12-60004-00	RESISTOR	1
100	22-60116-05	DTT HARNESS - INCLUDES:	1
NS	12-00256-03	DEFROST THERMOSTAT	1
101	22-02392-00SK	HCH1 CONNECTOR 2 WAYS (MATES WITH 22-01585-00SK)	1
105	22-01637-00	HARNESS + AMBIANT TEMPERATURE SENSOR - INCLUDES:	1
106	22-50078-01SK	ATS CONNECTOR 2 WAYS (MATES WITH 22-60300-01SK)	1
NS	34-60201-03	STARTER TERMINAL NUT STARTING WITH S/N TB314007	1

SUPRA 950 / 950 Mt^o

25. ELECTRICAL KIT (MULTITEMPERATURE VERSION)

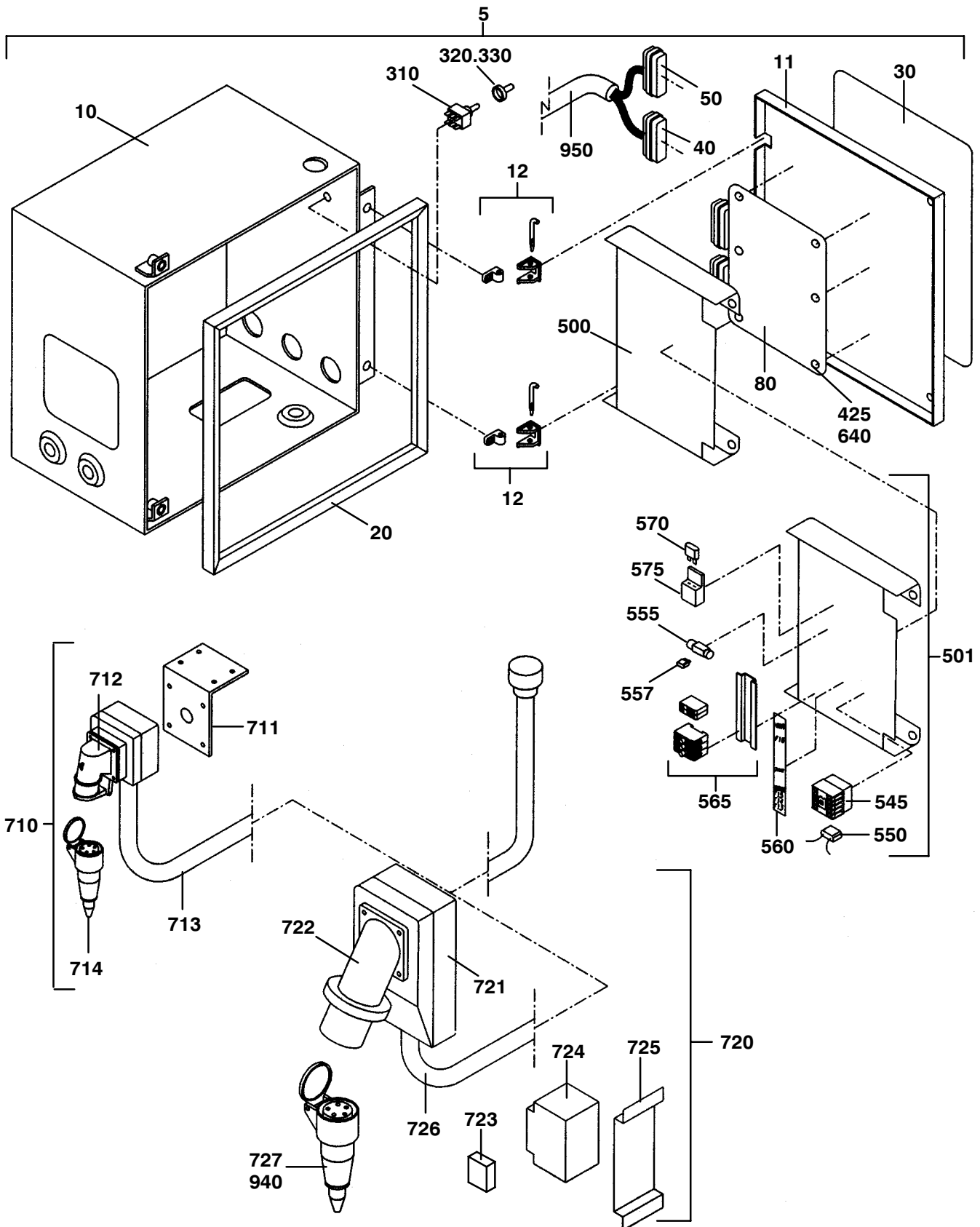


SUPRA 950 / 950 Mt^o

ITEM	PART NO.	DESCRIPTION	QTY
25. ELECTRICAL KIT (MULTITEMPERATURE VERSION)			
1	22-60672-01 NSI	HARNESS, ENGINE - INCLUDES:	1
5	58-60416-00	GROMMET, BRACKET	1
10	58-60416-23	GROMMET	1
15	58-60416-29	GROMMET	1
20	22-50078-05SK	SP RS CONNECTOR 3 WAYS (MATES WITH 22-50078-08SK)	2
25	22-50078-44SK	OCJ1 CONNECTOR 10 WAYS (MATES WITH 22-02392-00SK)	1
30	22-50078-01SK	MHV1 SCS UF WTS CONNECTOR 2 WAYS (MATES WITH 22-50078-02SK)	4
33	22-01613-02SK	MHV2 CONNECTOR 2 WAYS (MATES WITH 22-01613-00SK)	1
35	22-02448-00SK	SPT CONNECTOR 3 WAYS	1
40	22-02392-00SK	CDT CONNECTOR 2 WAYS (MATES WITH 22-01585-00SK)	1
45	22-01585-00SK	HP1 CONNECTOR 2 WAYS (MATES WITH 22-02392-00SK)	1
50	22-50078-02SK	HP2 OP CONNECTOR 2 WAYS (MATES WITH 22-50078-01SK)	2
55	22-50078-30SK	SM CONNECTOR 1 WAY (MATES WITH 22-50078-31SK)	1
60	22-50098-06SK	SS CONNECTOR 1 WAY	1
65	22-50078-64SV	MP+ CONNECTOR 1 WAY (MATES WITH 22-50078-63SV)	1
70	22-50078-63SV	FP CONNECTOR 1 WAY (MATES WITH 22-50078-64SV)	1
NS	22-01605-01SV	MP CONNECTOR 30 WAYS (SEE SECTION 27.)	1
NS	22-01605-00SV	MP CONNECTOR 30 WAYS (SEE SECTION 27.)	1
NS	22-60254-09SK	C4 CONNECTOR 4W (MATES WITH 22-60254-08SK) (SEE SECTION 27.)	1
NS	22-60300-12SK	1J 2J 3J CONNECTOR 15 WAYS (SEE SECTION 27.)	3
NS	22-60300-13SK	MPC CONNECTOR 15W (MATES WITH 22-60300-12SK) (SEE SECTION 27.)	1
NS	22-60300-11SK	RBC CONNECTOR 12W (MATES WITH 22-60300-10SK) (SEE SECTION 27.)	1
NS	22-60300-09SK	DSC CONNECTOR 9W (MATES WITH 22-60300-08SK) (SEE SECTION 27.)	1
NS	22-60254-06SK	CONNECTOR 3W (MATES WITH 22-60254-07SK) (SEE SECTION 27.)	1
75	22-60350-00	CABLE, 9.2M BATTERY +	1
80	22-60350-01	CABLE, 8M BATTERY -	1
85	22-60353-00 NSI	HARNESS - INCLUDES:	1
86	22-50078-63SV	MP+ CONNECTOR 1 WAY (MATES WITH 22-50078-64SV)	1
90	22-60287-02	HARNESS, FUEL PUMP - INCLUDES:	1
91	22-01585-00SK	FP+ OR FP- CONNECTOR 2 WAYS (MATES WITH 22-02392-00SK)	1
92	22-50078-64SV	FP+ CONNECTOR 1 WAY (MATES WITH 22-50078-63SV)	1
95	12-60004-00	RESISTOR	1
NS	34-60201-03	STARTER TERMINAL NUT STARTING WITH S/N GB314026	1

SUPRA 950 / 950 Mt^o

26. MICROPROCESSOR CONTROL BOX (STANDARD VERSION)

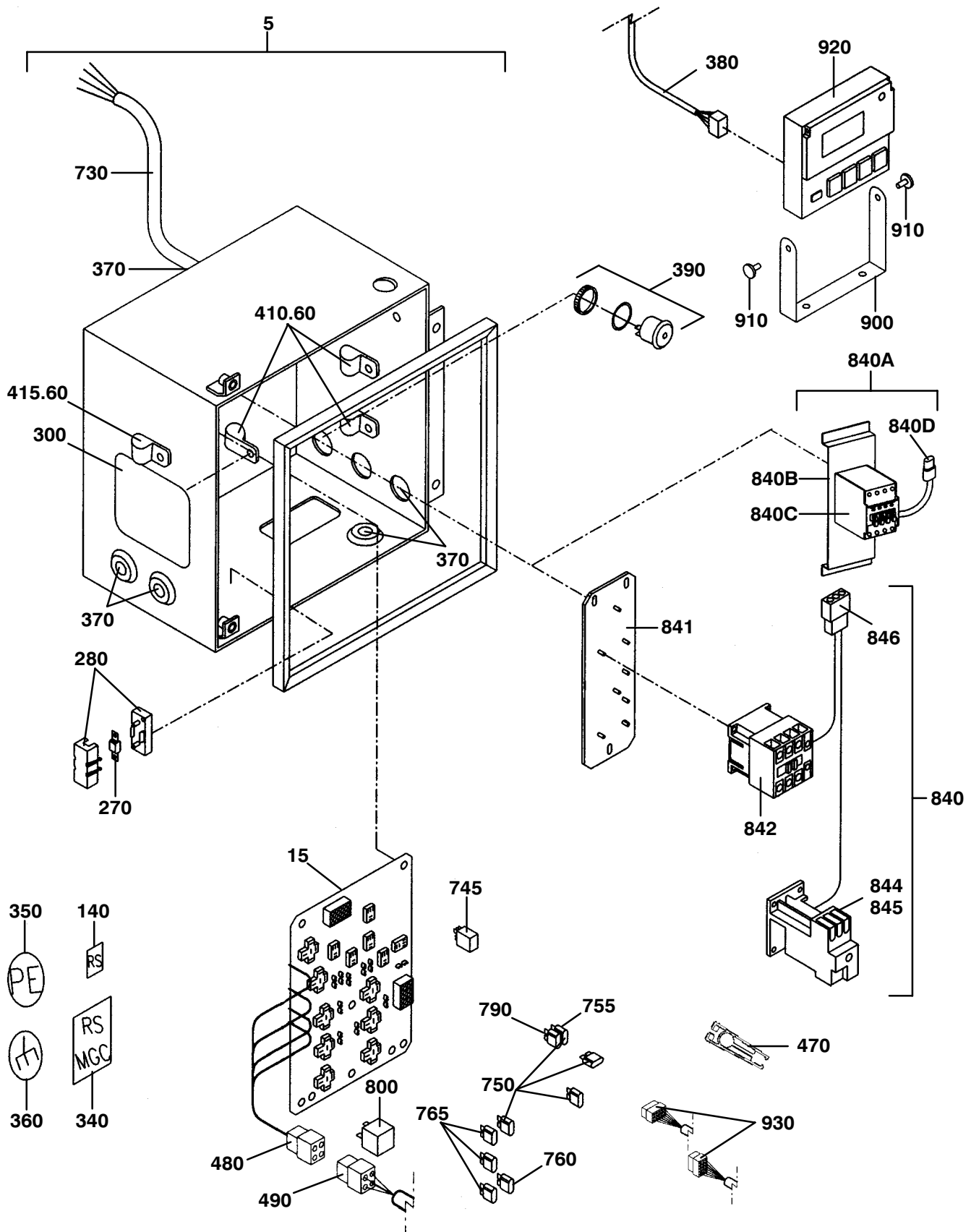


SUPRA 950 / 950 Mt^o

ITEM	PART NO.	DESCRIPTION	QTY
26. MICROPROCESSOR CONTROL BOX (STANDARD VERSION)			
	91-60222-12	NSA CONTROL BOX ASSY, NO STAND-BY - INCLUDES:	1
	91-60222-26	NSA CONTROL BOX ASSY, 400V - INCLUDES:	1
	91-60222-27	NSA CONTROL BOX ASSY, 230V 3PH - INCLUDES:	1
	91-60222-52	NSA CONTROL BOX ASSY, 400V 50HZ 3PH NORDIC - INCLUDES:	1
5	91-60222-00	NSA BASE, STANDARD - INCLUDES:	1
5	91-60222-01	NSA BASE, NORDIC - INCLUDES:	1
10	79-60495-02	NSI BOX ASSY - INCLUDES:	1
11	68-61767-00	DOOR ASSY	1
12	44-00356-00	HINGE	2
20	42-60037-00	GASKET, DOOR	1
30	62-60951-01	DECAL, FRONT CONTROL BOX	1
40	22-01605-01SV	MP CONNECTOR 30 WAYS	1
50	22-01605-00SV	MP CONNECTOR 30 WAYS	1
80	12-00382-14	LOGIC BOARD	1
310	10-01129-02SV	SWITCH, TOGGLE	1 OR 2
320	58-60158-00	CAP, SEAL SWITCH	1 OR 2
330	58-60059-00	CAP, INSULATING	1
425	34-60089-06	PL* NUT, LOCK M6	11 OR 13 OR 15
500	68-61784-00	BRACKET, CONTROL BOX, STANDARD	1
501		PANEL ASSY, NORDIC - INCLUDES:	1
545	12-60044-02	CONTACTOR	1
550	12-60049-02	DIODE ASSY	1
555	22-02338-03	NSI FUSE HOLDER	1
557	22-02336-03	FUSE, 3A	1
560	62-60785-00	NSI DECAL, NORDIC	1
565	22-60505-00	JUNCTION BLOCK - INCLUDES:	1
NS	22-60102-07	FUSE, 6.3A 250V	3
NS	22-60102-08	FUSE, 4A 600V	3
570	10-00286-04	RELAY, 12VDC	1
575	10-00302-00	RECEPTACLE RELAY	1
NS	22-60300-01SK	C5 C6 CONNECTOR 3 WAYS (MATES WITH 22-60300-00SK)	2
NS	22-60254-01SK	OL95 CONNECTOR 1 WAY (MATES WITH 22-60254-00SK)	1
NS	22-60254-05SK	C2 CONNECTOR 3 WAYS (MATES WITH 22-60254-04SK)	1
640	58-00836-18	PL* SPACER, NYLON	8
710	91-60117-03	NSI BOX, STAND-BY 400V - INCLUDES:	1
711	68-60445-00	BRACKET BOX	1
712	22-60389-01	RECEPTACLE, 32A 380/3/50HZ	1
713	PL	HARNESS, STANDBY PLUG	5 OR 10M
714	22-01513-00	PLUG, 380-3-50HZ	1
NS	62-60332-00	NSI DECAL, CHECK ROTATION	1
NS	62-60181-00	NSI DECAL, POWER	1
NS	62-60280-00	NSI DECAL, STANDBY SAFETY	1
720	91-60103-01	NSA BOX, RECEPTACLE 230V PRIOR TO S/N TB227072 - INCLUDES:	1
720	91-60244-00	NSA BOX, RECEPTACLE 230V STARTING WITH S/N TB227072 - INCLUDES:	1
721	NSS	BOX	1
722	22-60240-00	RECEPTACLE, 230V	1
723	12-60049-02	DIODE	1
724	10-00433-05	CONTACTOR, 37A	1
725	68-60320-00	BRACKET PRIOR TO SERIAL NUMBER TB227072	1
725	67-60392-00	BRACKET STARTING WITH SERIAL NUMBER TB227072	1
726	PL	HARNESS	1
727	22-60388-03	PLUG, 220-4-60HZ STARTING WITH S/N TB227072	1
NS	62-60279-00	NSI DECAL, 220V	1
NS	62-60280-00	NSI DECAL, STANDBY SAFETY	1
940	22-60388-03	PLUG, 220-4-60HZ	1
950	22-60485-00	NSI HARNESS, ENGINE (SEE SECTION 24.)	1

SUPRA 950 / 950 Mt^o

26. MICROPROCESSOR CONTROL BOX (STANDARD VERSION) (CONTINUED)

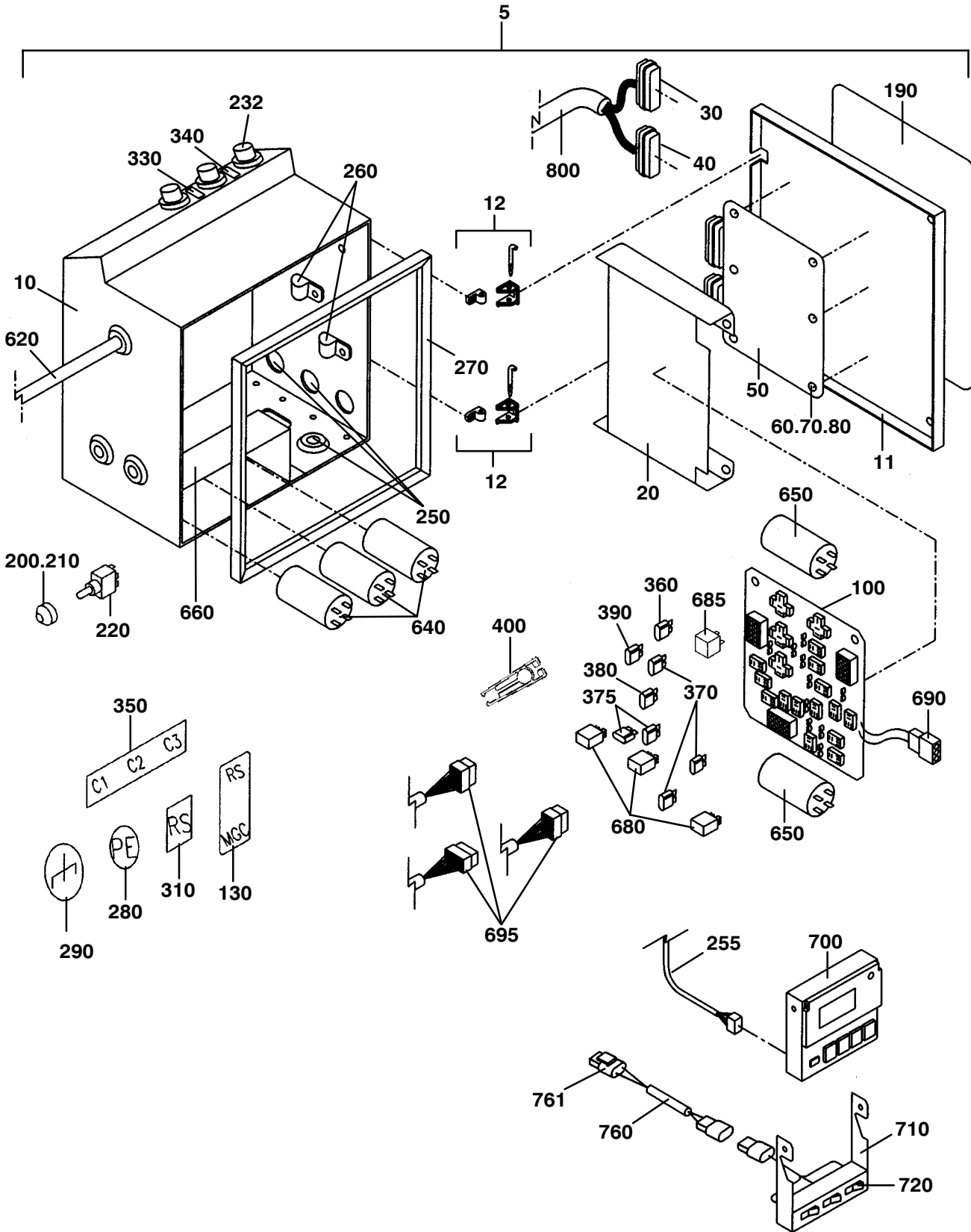


SUPRA 950 / 950 Mt^o

ITEM	PART NO.	DESCRIPTION	QTY
26. MICROPROCESSOR CONTROL BOX (STANDARD VERSION) (CONTINUED)			
	91-60222-12	NSA CONTROL BOX ASSY, NO STAND-BY - INCLUDES:	1
	91-60222-26	NSA CONTROL BOX ASSY, 400V - INCLUDES:	1
	91-60222-27	NSA CONTROL BOX ASSY, 230V 3PH - INCLUDES:	1
	91-60222-52	NSA CONTROL BOX ASSY, 400V 50HZ 3PH NORDIC - INCLUDES:	1
5	91-60222-00	NSA BASE, STANDARD - INCLUDES:	1
5	91-60222-01	NSA BASE, NORDIC - INCLUDES:	1
15	12-00460-02	RELAY BOARD	1
60	34-60089-05	PL* NUT, LOCK M5	14 OR 20
140	62-60223-06	NSI DECAL, RS	1
270	22-60340-04	FUSE, MIDIFUSE 80A	2
280	22-60599-00	FUSE HOLDER, MIDIFUSE	1
300	62-60472-01	NSI DECAL, RELAY	1
340	62-60012-01	NSI DECAL, RUN / STOP / MGC	1
350	62-60180-01	DECAL, GROUND	1 OR 2
360	62-60226-00	DECAL, GROUND	1 OR 2
370	58-60298-03	GROMMET, TAP	2 OR 3 OR 5
380	22-60673-00	CABLE ASSY, CAB COMMAND 10M	1
380	22-60673-01	CABLE ASSY, CAB COMMAND 18M	1
390	10-00375-01	BUZZER	1
410	44-60044-09	PL* CLAMP	2 OR 3
415	44-01139-02	PL* CABLE CLAMP	1 OR 2
470	22-02336-50	NSI FUSE REMOVAL TOOL	1
480	22-60254-08SK	C4 CONNECTOR 4 WAYS (MATES WITH 22-60254-09SK)	1
490	22-60254-09SK	C4 CONNECTOR 4 WAYS (MATES WITH 22-60254-08SK)	1
730	22-60159-00	CABLE ASSY, STAND-BY 0.52M	1
730	22-60159-01	NSI CABLE ASSY, STAND-BY 0.96M	1
745	10-00385-02	RCR HR1 SR EHR RELAY, 12V	4
750	22-02336-02	F2 F4 F6 F11 FUSE, 5A	6
755	22-02336-03	F4 FUSE, 3A	2
760	22-02336-06	F3 FUSE, 15A	2
765	22-02336-01	F8 F9 F10 FUSE, 20A	6
790	22-02336-04	F5 FUSE, 10A	2
800	10-00286-04	RR GPR SSR DER EFMR1 EFMR2 EFHR3 RELAY, 12VDC	7
840A		PANEL ASSY, STAND-BY 230V - INCLUDES:	1
840B	68-60327-00	BRACKET	1
840C	10-60044-15	OVERLOAD RELAY	1
840D	22-60254-07SK	C3 CONNECTOR 3 WAYS (MATES WITH 22-60254-06SK)	1
840		PANEL ASSY, STAND-BY 400V - INCLUDES:	1
841	68-61768-00	NSI PANEL	1
842	10-00433-07	CONTACTOR	1
844	10-60044-13	OVERLOAD RELAY	1
845	10-60044-40	OVERLOAD RELAY BASE	1
846	22-60254-07SK	C3 CONNECTOR 3 WAYS (MATES WITH 22-60254-06SK)	1
900	68-60059-00	BRACKET CAB CONTROL	1
910	34-60005-00	SCREW, CAB CONTROL	2
920	12-00325-01	CAB COMMAND, MICRO CONTROL	1
930	22-60300-12SK	1J 2J CONNECTOR 15 WAYS	2

SUPRA 950 / 950 Mt^o

27. MICROPROCESSOR CONTROL BOX (MULTITEMPERATURE VERSION)

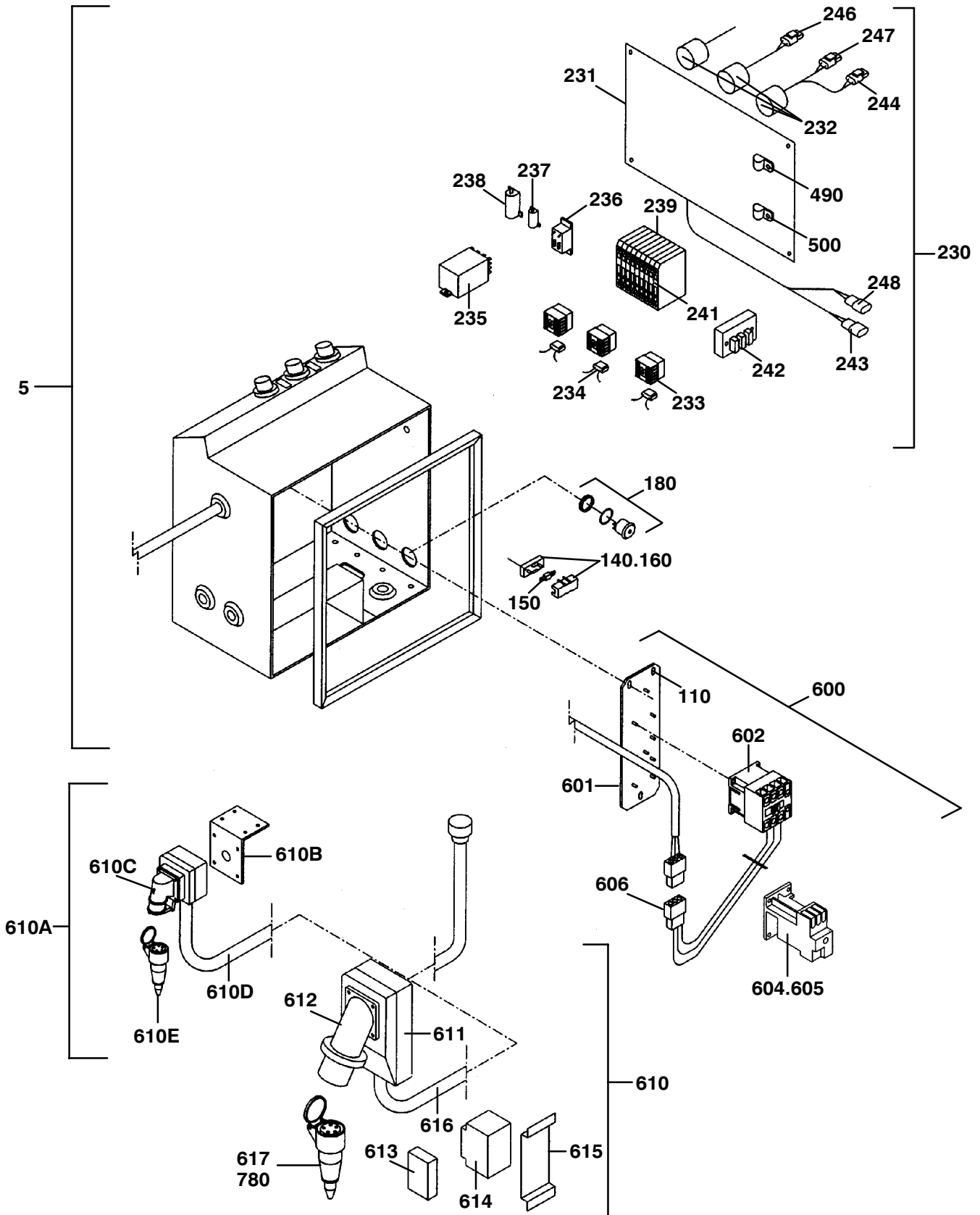


SUPRA 950 / 950 Mt^o

ITEM	PART NO.	DESCRIPTION	QTY
27. MICROPROCESSOR CONTROL BOX (MULTITEMPERATURE VERSION)			
	91-60225-30 NSA	CONTROL BOX ASSY, 400V 3CP - INCLUDES:	1
	91-60225-31 NSA	CONTROL BOX ASSY, 230V 3CP - INCLUDES:	1
	91-60225-60 NSA	CONTROL BOX ASSY, 400V 2CP - INCLUDES:	1
	91-60225-61 NSA	CONTROL BOX ASSY, 230V 2CP - INCLUDES:	1
5	91-60225-00 NSA	BASE, 3CP - INCLUDES:	1
5	91-60225-01 NSA	BASE, 2CP - INCLUDES:	1
10	79-60495-01 NSA	BOX ASSY - INCLUDES:	1
11	68-61767-00	DOOR ASSY	1
12	44-00356-00	HINGE	2
20	68-61784-01 NSI	BRACKET, CONTROL BOX	1
30	22-01605-01SV	MP CONNECTOR 30 WAYS	1
40	22-01605-00SV	MP CONNECTOR 30 WAYS	1
50	12-00368-05	LOGIC BOARD	1
60	58-60306-06 PL*	WASHER, NYLON M6-18MM	8
70	58-00836-18	SPACER, NYLON	8
80	34-60089-06 PL*	NUT, LOCK M6	18
100	12-00502-01	RELAY BOARD	1
130	62-60012-01 NSI	DECAL, RUN / STOP / MGC	1
190	62-60951-01	DECAL, FRONT CONTROL BOX	1
200	58-60059-00	CAP, INSULATING	2
210	58-60158-00	CAP, SEAL SWITCH	1
220	10-01129-02SV	SWITCH, TOGGLE	1
232	22-50078-97SK	1C 2C 3C CONNECTOR 19W (MATES WITH 22-50078-98SK) 2 OR 3	3
250	58-60298-03	GROMMET, TAP	3
255	22-60673-00	CABLE ASSY, CAB COMMAND 10M	1
255	22-60673-01	CABLE ASSY, CAB COMMAND 18M	1
260	44-60044-11 PL*	CLAMP	2
270	42-60037-00	GASKET, DOOR CONTROL BOX	1
280	62-60180-01 NSI	DECAL, GROUND	1
290	62-60226-00 NSI	DECAL, GROUND	1
310	62-60223-06 NSI	DECAL, RS	1
330	62-60223-02 NSI	DECAL, 1CP / 2CP	1
340	62-60223-03 NSI	DECAL, 2CP / 3CP	1
350	62-60225-00 NSI	DECAL, CAPACITOR	1
360	22-02336-02	F4 FUSE, 5A	7
370	22-02336-03	F6 F12 F13 FUSE, 3A	8 OR 10
375	22-02336-08	F7 F9 FUSE, 7.5A	9
380	22-02336-04	F5 FUSE, 10A	6 OR 8
390	22-02336-06	F3 FUSE, 15A	2
400	22-02336-50 NSI	FUSE REMOVAL TOOL	1
620	22-60159-00 NSI	CABLE ASSY, STAND-BY 0.52M 400V	1
620	22-60159-01 NSI	CABLE ASSY, STAND-BY 0.96M 400V	1
620	22-60253-00	CABLE ASSY, STAND-BY 0.52M 230V	1
620	22-60253-01	CABLE ASSY, STAND-BY 0.96M 230V	1
640	10-60008-34	CAPACITOR, 23MF 600VAC 400V	3
640	10-60008-35	CAPACITOR, 115MF 250VAC 230V	1 OR 3
650	10-60008-28	CAPACITOR, 8MF 750VAC	2
660	68-61418-00	BRACKET, 400V	1 OR 3
660	68-61418-02	BRACKET, 230V	1
680	10-00385-02	MHR 1RR 2RR 3RR SR RCR1 RCR UFR 1CR 2CR 3CR 1HGR 2HGR 3HGR RELAY, 12V	14
685	10-00286-04	SSR GPR DER RR RELAY, 12V	4
690	22-60254-08SK	C4 CONNECTOR 4 WAYS (MATES WITH 22-60254-09SK)	1
695	22-60300-12SK	1J 2J 3J CONNECTOR 15 WAYS	3
700	12-00325-01	CAB COMMAND, MICRO CONTROL	1
710	91-60088-00 NSA	CAB COMMAND, ADDITIONAL - INCLUDES:	1
720	10-60042-00	SWITCH, TOGGLE	3
760	22-60206-00	CABLE - INCLUDES:	1
761	22-50078-45SK	CONNECTOR 10 WAYS (MATES WITH 22-50078-44SK)	1
800	22-60672-01 NSI	HARNESS, ENGINE (SEE SECTION 25.)	1

SUPRA 950 / 950 Mt^o

27. MICROPROCESSOR CONTROL BOX (MULTITEMPERATURE VERSION) (CONTINUED)



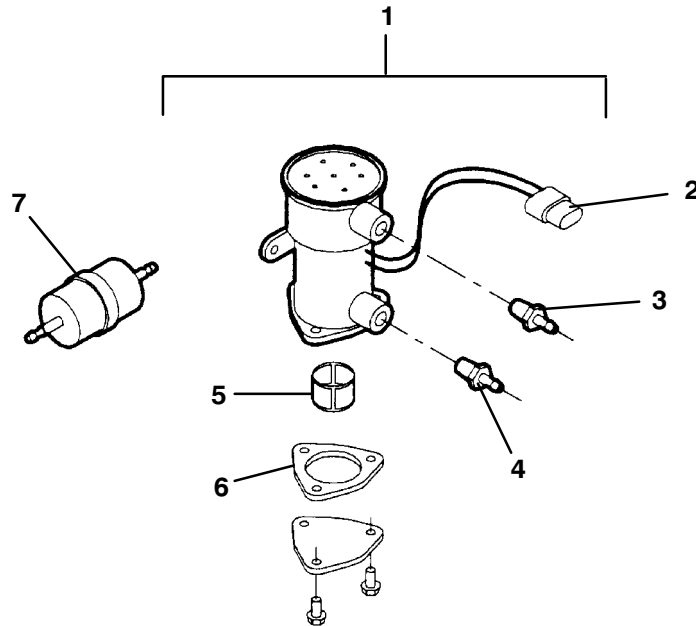
SUPRA 950 / 950 Mt^o

ITEM	PART NO.	DESCRIPTION	QTY
27. MICROPROCESSOR CONTROL BOX (MULTITEMPERATURE VERSION) (CONTINUED)			
	91-60225-30 NSA	CONTROL BOX ASSY, 400V 3CP - INCLUDES:	1
	91-60225-31 NSA	CONTROL BOX ASSY, 230V 3CP - INCLUDES:	1
	91-60225-60 NSA	CONTROL BOX ASSY, 400V 2CP - INCLUDES:	1
	91-60225-61 NSA	CONTROL BOX ASSY, 230V 2CP - INCLUDES:	1
5	91-60225-00 NSA	BASE, 3CP - INCLUDES:	1
5	91-60225-01 NSA	BASE, 2CP - INCLUDES:	1
110	34-60089-05 PL*	NUT, LOCK M5	16
140	22-60599-00	FUSE HOLDER	1
150	22-60340-02	FUSE, MIDIFUSE 60A	2
160	48-60333-00 PL*	SPACER, M4 X 20MM	2
180	10-00375-01	BUZZER	1
230		PANEL ASSY - INCLUDES:	1
231	68-61364-01 PL*	PLATE	1
232	22-50078-97SK	1C 2C 3C CONNECTOR 19W (MATES WITH 22-50078-98SK)	2 OR 3
233	12-60044-02	1EHR 2EHR 3EHR CONTACTOR	2 OR 3
234	12-60049-02	DIODE ASSY	2 OR 3
235	10-00214-00	CAR RELAY, 12VDC	1
236	10-01176-00	FLR RELAY	1
237	22-60284-01	R RESISTOR	1
238	22-02606-00	SH RESISTOR	1
239	22-60534-01	JUNCTION BLOCK - INCLUDES:	1
NS	22-02336-02	FUSE, 5A	1
241	22-60102-03	FUSE, 3A 450V	12 OR 18
242	12-60034-00	EFB MODULE - INCLUDES:	1
NS	22-60102-04	FUSE, 1.6A FOR 1 FAN	1
NS	22-60102-05	FUSE, 3.15A FOR 2 FANS	1
NS	22-60102-06	FUSE, 5A FOR 3 FANS	1
NS	22-60102-07	FUSE, 6.3A FOR 4 FANS	1
243	22-01613-16SK	AC CONNECTOR 6 WAYS (MATES WITH 22-01613-18SK)	1
244	22-60300-12SK	MPC CONNECTOR 15 WAYS (MATES WITH 22-60300-13SK)	1
246	22-60300-10SK	RBC CONNECTOR 12 WAYS (MATES WITH 22-60300-11SK)	1
247	22-60300-08SK	DSC CONNECTOR 9 WAYS (MATES WITH 22-60300-09SK)	1
248	22-01613-10SK	DC CONNECTOR 4 WAYS (MATES WITH 22-01613-08SK)	1
490	44-60041-19 PL*	CLAMP	1
500	44-60041-25 PL*	CLAMP	1
600		PANEL ASSY, STAND-BY - INCLUDES:	1
601	PL	PANEL	1
602	10-00433-07	CONTACTOR, 30A 400V	1
604	10-60044-13	OVERLOAD RELAY, 400V	1
604	10-60044-15	OVERLOAD RELAY , 230V	1
605	10-60044-40	OVERLOAD RELAY BASE, 400V	1
605	10-60044-41	OVERLOAD RELAY BASE, 230V	1
606	22-60254-07SK	CONNECTOR 3 WAYS (MATES WITH 22-60254-06SK)	1
610A	91-60117-03 NSI	BOX, STAND-BY 400V - INCLUDES:	1
610B	68-60445-00	BRACKET BOX	1
610C	22-60389-01	RECEPTACLE, 32A 380/3/50HZ	1
610D	PL	HARNESS, STANDBY PLUG	5 OR 10M
610E	22-01513-00	PLUG, 380-3-50HZ	1
NS	62-60332-00 NSI	DECAL, CHECK ROTATION	1
NS	62-60181-00 NSI	DECAL, POWER	1
NS	62-60280-00 NSI	DECAL, STANDBY SAFETY	1
610	91-60103-01 NSA	BOX, RECEPTACLE 230V PRIOR TO S/N GB230014 - INCLUDES:	1
610	91-60244-01 NSA	BOX, RECEPTACLE 230V STARTING WITH S/N GB230014 - INCLUDES:	1
611	NSS	BOX	1
612	22-60240-00	RECEPTACLE, 230V	1
613	12-60049-02	DIODE	1
614	10-00433-05	CONTACTOR, 37A	1
615	68-60320-00	BRACKET PRIOR TO SERIAL NUMBER GB230014	1
615	67-60392-00	BRACKET STARTING WITH SERIAL NUMBER GB230014	1
616	PL	HARNESS	1
617	22-60388-03	PLUG, 220-4-60HZ STARTING WITH SERIAL NUMBER GB230014	1
NS	62-60279-00 NSI	DECAL, 220V	1
NS	62-60280-00 NSI	DECAL, STANDBY SAFETY	1
780	22-60388-03	PLUG, 220-4-60HZ	1

SUPRA 950 / 950 Mt^o

ITEM	PART NO.	DESCRIPTION	QTY
------	----------	-------------	-----

28. MOUNTING KIT : MAINS PARTS



1	30-01080-02SV	PUMP, FUEL - INCLUDES:	1
2	22-02392-00SK	CONNECTOR 2 WAYS (MATES WITH 22-01585-00SK)	1
3	40-60120-11	FITTING, HOSE	2
4	40-60157-00	FITTING, HOSE	2
5	30-01080-20	FILTER	1
6	30-01044-21	GASKET	1
7	7101850	FILTER	1
	44-60042-04 PL*	COLLAR, TUBE	6
	68-60343-00	BRACKET, PUMP	1
	34-60014-01	BOLT, T-HEAD M14 X 180MM	4
	34-01249-29 PL*	WASHER, SPACER M14 X 30MM	4
	34-01184-64 PL*	NUT, LOCK M14	4
	44-60066-00	CLAMP	1
	30-60018-00SV	EXHAUST PIPE - INCLUDES:	1
	34-60090-08	NUT, SELF LOCK M8 HIGH TEMPERATURE	1
	44-60041-22 PL*	CLAMP	20
	34-60068-20	SCREW, M6 X 20MM	2
	34-60095-46 PL*	WASHER, LOCK M6 X 18MM	2
	34-01184-56 PL*	NUT, LOCK M6	2
	62-60702-01	MANUAL, SERVICE CENTERS	1
	62-61107-00	MANUAL, OPERATOR	1
	62-60764-00	DECAL, SERVICE	1
	34-60095-30 PL*	WASHER, LOCK M8 X 18MM	1
	22-60324-00 NSI	HARNESS, CONNECTION EVAP Mt ^o 5M	1
	22-60324-01 NSI	HARNESS, CONNECTION EVAP Mt ^o 10M	1
	22-60324-02 NSI	HARNESS, CONNECTION EVAP Mt ^o 18M	1
	22-60324-03 NSI	HARNESS, CONNECTION EVAP Mt ^o 11M	1
	22-60324-04 NSI	HARNESS, CONNECTION EVAP Mt ^o 1.9M	1
	22-60324-05 NSI	HARNESS, CONNECTION EVAP Mt ^o 17.3M	1