



TRANSICOLD

Service Parts List

SUPRA 850 / 850 Mt^o

CONTENTS

Introduction	iv
Ordering Instruction	iv
General Notes	iv
Recommendation List	xiii
Preconisation List "M"	xvi
Preconisation List "C"	xvii
Preconisation List "S"	xviii
1. Frame and bottom	1
2. Skins Prior to Serial Number TB103271 for Standard Version Prior to Serial Number GB101170 for Multitemperature Version	3
3. Skins Starting with Serial Number TB214011 for Standard Version Starting with Serial Number GB213020 for Multitemperature Version ..	5
4. Top grill	7
5. Decals	9
6. Refrigerant (Standard version)	11
7. Refrigerant (Multitemperature version)	13
8. Condenser (Standard version)	15
9. Condenser (Multitemperature version)	17
10. Evaporator (Standard version)	19
11. Evaporator: heating kit (Nordic version)	21
12. Accumulator assembly (Standard version)	24
13. Accumulator assembly (Multitemperature version)	25
14. Alternator (Standard version)	27
15. Alternator (Multitemperature version)	29
16. Drive kit (Standard version)	31
17. Drive kit (Multitemperature version)	35
18. Fuel system	39
19. Oil system	41
20. Coolant kit	43
21. Air cleaner kit	45
22. Exhaust system	47
23. Additional heating (Nordic version)	49
24. Electrical kit (Standard version)	51
25. Electrical kit (Multitemperature version)	53
26. Control box (Standard version)	55
27. Control box (Multitemperature version)	59
28. Mounting kit : mains parts	63



Carrier

A United Technologies Company

Carrier Transicold Europe - 10, Bd de l'Oise 95031 Cergy Pontoise Cedex - FRANCE
Carrier Transicold Division, Carrier Corporation, P.O. Box 4805, Syracuse, N.Y. 13221

© Carrier Refrigeration Operation 2002 - Imprimé en France 07-02

SUPRA 850 / 850 Mt^o

MODEL CHARTS

SUPRA 850 / 850 Mt^o Phase 1

Prior to Serial Number TB 103271 for Standard Version

Prior to Serial Number GB 101170 for Mt^o Version

Type	Part No.	Refrigerant	Engine	Compressor
SUPRA 850 - R	8001856	R404a	CT 3.44 TV	05 K
SUPRA 850 - S	8001855			
SUPRA 850 - T	8001859			
SUPRA 850 - S NORDIC	8001860			
SUPRA 850 - T NORDIC	8001861			
SUPRA 850 - S MULTITEMPERATURE 2 CPTS - 400 / 3 / 50HZ	8001894			
SUPRA 850 - T MULTITEMPERATURE 2 CPTS - 400 / 3 / 50HZ	8001895			
SUPRA 850 - T MULTITEMPERATURE 2 CPTS - 220 / 3 / 50HZ	8001978			

SUPRA 850 / 850 Mt^o

MODEL CHARTS

SUPRA 850 / 850 Mt^o Phase 2

Starting with Serial Number TB 214011 for Standard Version

Starting with Serial Number GB 213020 for Mt^o Version

Type	Part No.	Refrigerant	Engine	Compressor
SUPRA 850 - R	8002011	R404a	CT 3.44 TV	05 K
SUPRA 850 - S	8002010			
SUPRA 850 - T	8002014			
SUPRA 850 - S NORDIC	8002015			
SUPRA 850 - T NORDIC	8002016			
SUPRA 850 - S MULTITEMPERATURE 2 CPTS - 400 / 3 / 50HZ	8002025			
SUPRA 850 - S MULTITEMPERATURE 2 CPTS - 220 / 3 / 50HZ	8002027			
SUPRA 850 - T MULTITEMPERATURE 2 CPTS - 400 / 3 / 50HZ	8002026			
SUPRA 850 - T MULTITEMPERATURE 3 CPTS - 220 / 3 / 50HZ	8002088			

SUPRA 850 / 850 Mt^o

INTRODUCTION

This parts lists identifies service replacement parts for the CARRIER TRANSICOLD SUPRA 850 / 850 Mt^o refrigeration units. This unit is designed for medium temperature cooling, heating and defrost for truck application.

Detailed parts identification for these items may be found in the applicable parts lists.

ORDERING INSTRUCTION

All orders and inquiries for parts must include:

- Unit Serial Number
- Description of part as shown on list
- Part No.
- Quantity required

Address all correspondence for parts to the following address according to your living area.

You live in:	EUROPE (East/West) AFRICA - MIDDLE EAST	C.T.E.	AMERICA (North/Middle/South) N.A.O.
Address your orders to:	CARRIER TRANSICOLD EUROPE 10, Boulevard de l'Oise F-95031 CERGY-PONTOISE CEDEX Phone : (33).1.34.43.48.00 Fax : (33).1.34.43.48.48		CARRIER TRANSICOLD Division Replacement Components Group TR-20 P.O. Box 4805, Syracuse, NY 13221 or Fax to : (315) 432.3778

GENERAL NOTES

To find replacement parts, determine major group in which replacement part is located, consult table of contents for the appropriate page for the illustrated breakdown of the replacement part.

The following letter designations are used to classify parts throughout this list.

A/R	As Required.	NSS	<i>Not Sold Separately - order next higher assembly or kit.</i>
NLO	<i>No Longer Offered.</i>	PL	<i>Purchase Locally.</i>
NS	<i>Not Shown in the illustration.</i>	SST	<i>Stainless Steel - 300 Series unless otherwise specified.</i>
NSA	Non-Stock Assembly - order components listed under the assembly	SV - SK	<i>Suffix SV - SK added to part number refers to a spare parts kit.</i>
NSI	<i>Non-Stock - may be available on special order.</i>	PL*	<i>Purchase locally. May be obtained under specific conditions (Multipack, delivery date, price...)</i>

SUPRA 850 / 850 Mt^o

INTRODUCTION

Ce manuel pièces de rechange rassemble toutes les pièces détachées du groupe CARRIER TRANSICOLD SUPRA 850 / 850 Mt^o. Ce groupe a été développé pour des applications de réfrigération, chauffage et dégivrage des caisses frigorifiques.

Le détail des Pièces pour les moteurs et les compresseurs est à rechercher dans le manuel de pièces de rechanges spécifique à ces éléments.

INSTRUCTION DE COMMANDE

Toutes les commandes et demandes de pièces détachées devront comporter :

- le N° de série du groupe
- le N° de code
- la désignation de la pièce et son repère sur la planche
- la quantité demandée

Adresser toute correspondance à l'adresse suivante suivant votre lieu de résidence.

Vous habitez :	EUROPE (Est/Ouest) AFRIQUE - MOYEN ORIENT	C.T.E.	AMERIQUE (Nord/Centre/Sud) N.A.O.
Adressez vos commandes à :	CARRIER TRANSICOLD EUROPE 10, Boulevard de l'Oise F-95031 CERGY-PONTOISE CEDEX Tél : (33).01.34.43.48.00 Fax : (33).01.34.43.48.48		CARRIER TRANSICOLD Division Replacement Components Group TR-20 P.O. Box 4805, Syracuse, NY 13221 or Fax to : (315) 432.3778

NOTES GENERALES

Pour trouver la pièce de rechange, déterminer l'ensemble principal dans lequel se trouve la pièce, consulter la table des matières pour trouver la page appropriée qui illustre l'ensemble contenant la pièce.

Les lettres suivantes sont utilisées pour classifier les pièces dans le manuel.

A/R	<i>Comme demandé.</i>	NSS	<i>Non vendu séparément. Commander l'ensemble qui inclut la pièce</i>
NLO	<i>Arrêté.</i>	PL	<i>A acheter localement.</i>
NS	<i>Non représenté sur la vue.</i>	SST	<i>Acier Inox Inox série 300 si non spécifié.</i>
NSA	<i>Non stocké assemblé. Commander les composants listés sous l'ensemble</i>	SV - SK	<i>Le suffixe SV SK ajouté au N° de code désigne un kit de pièces de rechange.</i>
NSI	<i>Non stocké. Peut être obtenu sur commande spéciale</i>	PL*	<i>A acheter localement. Peut être obtenu sous certaines conditions (Multipack, délai de livraison, prix...)</i>

SUPRA 850 / 850 Mt^o

EINFÜHRUNG

Vorliegendes Ersatzteilhandbuch schließt alle in dem CARRIER TRANSICOLD Aggregat SUPRA 850 / 850 Mt^o enthaltenen Ersatzteile ein. Dieses Aggregat wurde Kühlen, Heizen und Abtau von Kälteaufbauten entwickelt.

Die Einzelheiten für die Ersatzteile der Motoren und Kompressoren sind den für diese Komponenten spezifisch ausgearbeiteten Ersatzteilhandbüchern zu entnehmen.

BESTELLANWEISUNG

Bei Bestellungen und Anfragen für Ersatzteile sind folgende Angaben zu machen:

- Serien N° des Gerätes
- Kodenummer
- Die Bezeichnung des Teiles und sein Kennzeichen auf der Explosionszeichnung
- Die gewünschte Menge

Richten Sie bitte Ihre Korrespondenz an folgende Adresse, je nach Ihrem Standort:

Ihr Standort	EUROPA (Ost/West) AFRIKA - MITTL. OSTEN	C.T.E.	Nord/Zentral/Südamerika	N.A.O.
Richten Sie bitte Ihre Bestellungen an :	CARRIER TRANSICOLD EUROPE 10, Boulevard de l'Oise F-95031 CERGY-PONTOISE CEDEX Phone : (33).1.34.43.48.00 Fax : (33).1.34.43.48.48		CARRIER TRANSICOLD Division Replacement Components Group TR-20 P.O. Box 4805, Syracuse, NY 13221 or Fax to : (315) 432.3778	

ALLGEMEINES

Um das Ersatzteil zu finden, ist das Hauptbestandteil, in welchem dieses Teil sich befindet, zu bestimmen. Hierzu ist das Inhaltsverzeichnis vorzunehmen, um die entsprechende Seite mit der Explosionszeichnung zu finden.

Folgende Buchstaben werden zur Klassifizierung der Teile im Handbuch verwendet:

A/R	<i>Je nach Anfrage.</i>	NSS	<i>Nicht separat lieferbar. Bestellen Sie bitte die komplette Einheit, die dieses Teil enthält.</i>
NLO	<i>Nicht mehr lieferbar.</i>	PL	<i>Lokal kaufen.</i>
NS	<i>Nicht auf der Zeichnung dargestellt.</i>	SST	<i>Rostfreier Stahl (Inoxserie 300, falls nicht anders spezifiziert).</i>
NSA	<i>Nicht als Montagesatz gelagert. Bestellen Sie die Bestandteile gemäß der detaillierten Liste.</i>	SV-SK	<i>Das Suffix SV SK nach der Kodenummer kennzeichnet einen Ersatzteilkit.</i>
NSI	<i>Nicht gelagert. Kann auf spezielle Bestellung geliefert werden.</i>	PL*	<i>Lokal kaufen. Bei Bestellung über Carrier ist dieser Artikel nur in Verpackungseinheiten lieferbar. (Lieferzeit und Preis bitte anfragen)</i>

SUPRA 850 / 850 Mt^o

INTODUCCIÓN

Este manual de recambios reúne todas las piezas de recambio de los equipos CARRIER TRANSICOLD SUPRA 850 / 850 Mt^o. Este equipo se ha creado para aplicaciones tales como la refrigeración, la calefacción y el des-carche de las cajas frigoríficas.

La descripción de los recambios para motores y compresores debe buscarse en el manual de recambios específico para estos elementos.

INSTRUCCIONES PARA HACER UN PEDIDO

En todos los pedidos de recambios habrá que especificar :

- el número de serie del equipo
- el número de código
- el nombre de la pieza y su lugar en la tabla
- la cantidad pedida

Enviar la correspondencia a la dirección siguiente según el lugar de residencia.

Vd Vive en :	EUROPA (Este/Oeste) AFRICA - Y MEDIO ORIENTE	C.T.E.	AMERICA (Norte/Central/Súr) N.A.O.
Dirigir los pedidos a :	CARRIER TRANSICOLD EUROPE 10, Boulevard de l'Oise F-95031 CERGY-PONTOISE CEDEX Phone : (33).1.34.43.48.00 Fax : (33).1.34.43.48.48		CARRIER TRANSICOLD Division Replacement Components Group TR-20 P.O. Box 4805, Syracuse, NY 13221 or Fax to : (315) 432.3778

NOTAS GENERALES

Para localizar el recambio, hay que determinar el conjunto principal al cual pertenece la pieza, consultar el índice para localizar la página correcta que ilustra el conjunto que incluye el recambio.

Las letras siguientes se utilizan para clasificar los recambios en el manual :

A/R	<i>Según pedido.</i>	NSS	<i>No se vende por separado. Pedir el conjunto incluye la pieza.</i>
NLO	<i>Fin de fabricación.</i>	PL	<i>Compra local.</i>
NS	<i>No está representado en el dibujo.</i>	SST	<i>Acero Inoxidable - Inox Seria 300 si no se especifica.</i>
NSA	<i>No se almacena montado. Pedir los componentes listados debajo del conjunto.</i>	SV-SK	<i>El sufijo SV-SK añadido al n° de código designa un kit de piezas de recambios.</i>
NSI	<i>No existe en stock. Puede conseguirse con un pedido especial.</i>	PL*	<i>Compras locales. Se pueden conseguir con condiciones especiales (Multipack, plazo de entrega, precio...)</i>

SUPRA 850 / 850 Mt^o

INTRODUZIONE

Questo manuale - parti di ricambio - raggruppa tutti i ricambi dei gruppi CARRIER TRANSICOLD SUPRA 850 / 850 Mt^o : si tratta di un gruppo le cui applicazioni comprendono la refrigerazione, il riscaldamento e lo sbrinamento delle casse frigorifere.

Per questi ultimi é necessario consultare il manuale delle parti di ricambio specifico.

ISTRUZIONI PER LA COMPILAZIONE DELL'ORDINE

Tutti gli ordini e le richieste di parti di ricambio dovranno comprendere :

- il N° matricola del gruppo
- il N° di codice
- la designazione del pezzo e il suo riferimento sull'esplosivo
- la quantità richiesta

Indirizzare la corrispondenza all'indirizzo seguente, secondo il vostro luogo di residenza.

Voi abitate :	EUROPA (Est/Ouest) AFRICA - MEDIO ORIENTE	C.T.E.	AMERICA (Nord/Centro/Sud) N.A.O.
Indirizzate i vostri ordini a :	CARRIER TRANSICOLD EUROPE 10, Boulevard de l'Oise F-95031 CERGY-PONTOISE CEDEX Phone : (33).1.34.43.48.00 Fax : (33).1.34.43.48.48		CARRIER TRANSICOLD Division Replacement Components Group TR-20 P.O. Box 4805, Syracuse, NY 13221 or Fax to : (315) 432.3778

NOTE GENERALI

Per cercare il pezzo di ricambio singolo, determinare l'insieme principale nel quale esso si trova, consultare l'indice per trovare la pagina corrispondente che illustra l'insieme che lo contiene.

Le lettere seguenti sono utilizzate per classificare i ricambi nel manuale :

A/R	<i>Come richiesto.</i>	NSS	<i>Non venduto separatamente : ordinare l'insieme che contiene il pezzo singolo.</i>
NLO	<i>Fuori produzione.</i>	PL	<i>Da acquistare sul posto.</i>
NS	<i>Non rappresentato sul disegno.</i>	SST	<i>Acciaio Inox. Inox serie 300 se non è specificato.</i>
NSA	<i>Non disponibile assemblato : ordinare i componenti elencati sotto l'insieme.</i>	SV-SK	<i>Il suffisso SV-SKaggiunto al n° di codice indica un kit di parti di ricambio</i>
NSI	<i>Non in stock : puo essere ottenuto con un ordine speciale.</i>	PL*	<i>Da acquistare sul posto. Può essere ottenuto a certe condizioni (Multipack, data di spedizione, prezzo...)</i>

SUPRA 850 / 850 Mt^o

INTRODUKTIE

Deze onderdelen lijst beschrijft service en vervangings onderdelen van de CARRIER TRANSICOLD SUPRA 850 / 850 Mt^o transportkoelmachine's.

Deze onderdelen lijst bevat geen gedetailleerde onderdelen voor de dieselmotor en compressor welke in de tabel hieronder staan vermeld. Gedetailleerde gegevens voor deze onderdelen staan vermeld in de separate onderdelen boeken.

BESTEL INSTRUCTIES

Bij alle aanvragen van reserve onderdelen moeten vermeld zijn :

- Serienummer van de groep
- Code nummer
- Onderdeelbeschrijving + nummeraanduiding
- Gewenst aantal

Richt alle correspondentie aan het volgende adres :

U woont:	EUROPA (Oost/West) AFRICA - MIDDEN OOSTEN	C.T.E.	AMERIKA Noord/Centraal/Zuid) N.A.O.
Zend uw orders naar:	CARRIER TRANSICOLD EUROPE 10, Boulevard de l'Oise F-95031 CERGY-PONTOISE CEDEX Phone : (33).1.34.43.48.00 Fax : (33).1.34.43.48.48		CARRIER TRANSICOLD Division Replacement Components Group TR-20 P.O. Box 4805, Syracuse, NY 13221 or Fax to : (315) 432.3778

ALGEMENE OPMERKINGEN

Om de benodigde onderdelen te localiseren, richt u tot de groep waar het specifieke onderdeel zich bevindt, en raadpleeg de inhoudstabel voor de juiste pagina.

De onderstaande afkortingen worden gebruikt :

A/R	<i>Zoals gewenst.</i>	NSS	<i>Niet apart leverbaar, bestel bovengenoemde set.</i>
NLO	<i>Niet meer gebruikt.</i>	PL	<i>Koop lokaal.</i>
NS	<i>Niet aangegeven in tekening.</i>	SST	<i>Roestvaststaal .300 serie tenzij anders aangegeven.</i>
NSA	<i>Niet als set leverbaar, bestel aparte onderdelen.</i>	SV-SK	<i>Achter het onderdeel betekent service onderdeel</i>
NSI	<i>Niet op voorraad, allen voor speciale orders leverbaar.</i>	PL*	<i>Koop lokaal, alleen onder speciale voorwaarden verkrijgbaar (grote hoeveelheden, leveringstijd, prijs e.d.)</i>

SUPRA 850 / 850 Mt^o

INTRODUKTION

Denne reservedelsliste viser erstatning for service reservedele for CARRIER TRANSICOLD'S SUPRA 850 / 850 Mt^o køleanlæg. Dette anlæg er fremstillet til middel temperatur køling, opvarmning og afrimning for truck biler.

En detaljeret identifikation af reservedele for disse kan findes i den tilhørende reservedelsliste.

BESTILLINGSVEJLEDNING

Alle ordrer og forespørgsler vedrørende reservedele skal indeholde :

- Anlæggets serienummer
- Beskrivelse af reservedel som vist på liste
- Reservedelsnummer
- Ønsket mængde

Al henvendelse vedrørende reservedele til følgende adresse alt efter lokalitet.

Du bor :	EUROPA (Øst / Vest) AFRIKA - MELLEØSTEN	C.T.E.	- AMERIKA (Nord / Midt / Syd) N.A.O.
Address your orders to:	CARRIER TRANSICOLD EUROPE 10, Boulevard de l'Oise F-95031 CERGY-PONTOISE CEDEX Phone : (33).1.34.43.48.00 Fax : (33).1.34.43.48.48		CARRIER TRANSICOLD Division Replacement Components Group TR-20 P.O. Box 4805, Syracuse, NY 13221 or Fax to : (315) 432.3778

GENERELLE NOTATER

For at finde den ønskede reservedel, find hovedgruppen hvor reservedelen er lokaliseret, slå op på den pågældende side for at finde den ønskede reservedel.

Følgende betegnelser bruges for at klassificere reservedele gennem hele listen.

A/R	<i>Efter ønske.</i>	NSS	<i>Ikke solgt separat - bestil ovenstående sæt.</i>
NLO	<i>Udgået .</i>	PL	<i>Købes lokalt.</i>
NS	<i>Ikke vist på illustrationen.</i>	SST	<i>Rustfri stål - medmindre andet står skrevet.</i>
NSA	<i>Ej solgt komplet - bestil komponenter som er listet under delen.</i>	SV - SK	<i>Er betegnelsen SV-SK tilføjet reservedelsnumret refererer dette til et sæt.</i>
NSI	<i>Ikke lagerført - kan være tilgængelig ved speciel bestilling.</i>	PL*	<i>Købes lokalt. Kan muligvis fås med specielle betingelser (multipak, leveringsdato, pris...).</i>

SUPRA 850 / 850 Mt^o

INTRODUKTION

Denna reservdels bok identifierar vilka reservdelar som finns till kylaggregatet CARRIER TRANSICOLD SUPRA 850 / 850 Mt^o.

Detaljerad reservdels beskrivning finns i denna reservdels bok.

ORDER INSTRUKTIONER

Alla order och önskemål av delar måste innehålla:

- Serie nummer på aggregatet
- Artikel.Nr.
- Beskrivning av delen som den visas i boken
- Antal.

Adressera alla reservdelsförfrågningar till den adressen som tillhör din region.

Du bor i :	EUROPA (ÖST / VÄST) AFRIKA - MELLAN ÖSTERN	C.T.E.	AMERIKA (NORD / MELLAN / SYD) N.A.O.
Address your orders to:	CARRIER TRANSICOLD EUROPE 10, Boulevard de l'Oise F-95031 CERGY-PONTOISE CEDEX Phone : (33).1.34.43.48.00 Fax : (33).1.34.43.48.48		CARRIER TRANSICOLD Division Replacement Components Group TR-20 P.O. Box 4805, Syracuse, NY 13221 or Fax to : (315) 432.3778

NOTERINGAR

För att hitta ersättningsdelar, bestäms av vilken grupp delarna tillhör, ett schema för denna sidan visar vilka delar som finns tillgängliga.

Följande benämningar används för att klassa delarna i denna boken.

A/R	Efter förfrågan.	NSS	<i>Säljs inte enskilt - beställ huvudprodukten eller kiten.</i>
NLO	<i>Erbjuds inte längre.</i>	PL	<i>Köpes lokalt.</i>
NS	<i>Visas inte på bilden.</i>	SST	<i>Rostfritt - 300 serie om inget annat står.</i>
NSA	Ej lagerförd huvudprodukt - beställ komponenterna under huvudprodukten.	SV - SK	<i>Suffix SV-SK som tillförts reservdels numret refererar till en kit.</i>
NSI	<i>Ej lagerförda delar - kan levereras vid special order.</i>	PL*	<i>Köpes lokalt. Kan fås under speciella förhållande (Multipack, leveransdatum, pris...).</i>

SUPRA 850 / 850 Mt^o

Введение:

Данный каталог содержит перечень запасных частей для холодильного агрегата компании CARRIER TRANSICOLD SUPRA 850 / 850 Mt^o года. Этот агрегат предназначен для поддержания температуры в кузовах средних грузовиков.

Подробный перечень запасных частей для этих узлов находится в соответствующих каталогах запасных частей.

Инструкции по заказу:

Все заказы и запросы относительно запасных частей должны содержать :

- Серийный номер агрегата.
- Номер запасной части по каталогу .
- Наименование запасной части как в каталоге.
- Требуемое количество.

Направляйте всю переписку по запасным частям по следующему адресу в соответствии с Вашим местонахождением.

Вы находитесь в:	Европе(Восточной/Западной) С.Т.Е. Африке–Ближнем Востоке	Америке (Северной/Центральной/ Южной) N.A.O.
Направляйте ваши заказы:	CARRIER TRANSICOLD EUROPE 10, Boulevard de l'Oise F-95031 CERGY-PONTOISE CEDEX Phone : (33).1.34.43.48.00 Fax : (33).1.34.43.48.48	CARRIER TRANSICOLD Division Replacement Components Group TR-20 P.O. Box 4805, Syracuse, NY 13221 or Fax to : (315) 432.3778

Общие указания:

Для поиска номера конкретной детали, определите группу, в которой она находится, в оглавлении найдите нужную страницу.

Для классификации деталей в данном каталоге используются следующие сокращения.

A/R	<i>По мере необходимости.</i>	NSS	<i>Не продается отдельно – заказывайте узел, в который входит данная деталь.</i>
NLO	<i>Более не продается.</i>	PL	<i>Приобретайте самостоятельно.</i>
NS	<i>Не показано на рисунке.</i>	SST	<i>Нержавеющая сталь серии 300, если не указано другое.</i>
NSA	<i>Узел отсутствует на складе – заказывайте отдельные компоненты, перечисленные ниже.</i>	SV - SK	<i>Суффикс SV - SK относится к ремкомплектам.</i>
NSI	<i>Нет на складе – может быть доставлено по особому заказу.</i>	PL*	<i>Приобретайте самостоятельно. Может быть заказано на особых условиях (количество, сроки поставки, цены...)</i>

SUPRA 850 / 850 Mt^o

RECOMMENDATION LIST

To help you manage your stocks, a recommendation list is provided on the following page(s).

Item are classified into three categories.

M for maintenance

e.g. Filter, Belt, Electric motor brushes, Drier, Fuse, etc...

C for Critical

i.e. items without which the unit cannot restart.

S for Selection

Same level of necessity as C, but whose probability of requirement depends on the characteristics of the vehicle fleet, i.e. age of units and level of service provided to user (e.g. 24 hour a day service).

In the event of repair, only use original CARRIER PERFORMANCE PARTS.

LISTE DE RECOMMANDATION

Afin de vous aider dans la gestion de vos stocks, une liste de Préconisation vous est proposée page(s) suivante(s).

Les articles sont classés en trois catégories.

M pour Maintenance

Ex : Filtre, Courroie, Balais de moteur électrique, Deshydrateur, Fusible, etc...

C pour Critique

Article sans lequel l'unité ne peut être remise en fonctionnement.

S pour Selective

Même nécessité que C mais dont la probabilité du besoin est fonction de la population du parc, de l'âge des unités et du niveau de service fourni à l'utilisateur (ex: 24/24).

En cas de réparation, n'utilisez que des pièces de rechange CARRIER PERFORMANCE PARTS d'origine

VORSORGEListe

Zur besseren Verwaltung Ihres Lagerbestands wird Ihnen auf der (den) folgenden Seite (n) eine Vorsorgeliste vorgeschlagen.

Die Artikel sind drei Kategorien zugeordnet.

M für die Wartung

z.B.: Filter, Keilriemen, Bürsten des Elektromotors, Filtertrockner, Sicherungen, usw.

C für kritische Teile, ohne welche das Aggregat nicht in Stand gesetzt werden kann.

S für Auswahl, mit der gleichen Notwendigkeit wie C, wobei jedoch die Wahrscheinlichkeit des Bedarfs von der Größe des Fahrzeugparks, vom Alter der Aggregate und von dem dem Benutzer gelieferten kundendienstniveau abhängt (z.B. 24 Stunden täglich).

Bei Reparaturarbeiten nur die Originalersatzteile CARRIER PERFORMANCE PARTS verwenden.



SUPRA 850 / 850 Mt^o

LISTA DE RECOMENDACIONES

Para ayudarle en la gestión de sus existencias, hemos incluido una lista de recomendaciones en las páginas siguientes.

Los artículos se ordenan en tres categorías:

M (como mantenimiento)

Ej.: Filtro, Correa, Escobillas de motor eléctrico, Deshidratador, Fusible, etc...

C (como crítico)

Artículo sin el cual la unidad no puede volver a funcionar.

S (como selección)

Mismo grado de criticidad que C, pero cuya probabilidad de llegar a ser necesario depende de la composición del parque de vehículos, de la edad de las unidades y del nivel de servicio suministrado al usuario (Ej.: servicio las 24 horas del día).

En caso de reparación, utilice únicamente piezas de repuesto CARRIER PERFORMANCE PARTS de origen.

LISTA DI RACCOMANDAZIONI

Per aiutarvi a gestire gli stock, una lista di raccomandazioni è proposta nella pagina successiva (nelle pagine successive).

M, corrispondente a Manutenzione

es.: Filtro, Cinghia, Spazzola di motore elettrico, Disidratatore, Valvola, ecc...

C, corrispondente a Critico

Articolo senza il quale l'unità non può essere rimessa in moto.

S, corrispondente a Selezione

Stesso significato di C, ma la cui necessità dipende dalla quantità di apparecchi, dall'età di questi ultimi e dal livello di servizio offerto all'utente (es.: 24/24).

In caso di riparazione, utilizzare soltanto i pezzi di ricambio originali CARRIER PERFORMANCE PARTS.

AANBEVELINGSLIJST

Om u te helpen bij het beheer van uw voorraden hebben wij voor u een Aanbevelingslijst opgesteld.

Volgende pagina('s)

De artikelen zijn in drie categorieën ingedeeld:

M voor Onderhoud

Bijv.: Filter, Riem, Borstels van elektrische motor, Dehydratietoestel, Zekering enz...

C voor Kritiek

Zonder dit artikel kan de unit niet opnieuw in werking worden gesteld.

S voor Selectie

Dezelfde noodzaak als voor K, maar waarbij de behoefte afhankelijk is van de parkgroep, de leeftijd van de units en het door aan de gebruiker geboden serviceniveau (bijv. 24 uurs-service).

Gebruik bij reparaties uitsluitend originele CARRIER PERFORMANCE PARTS-onderdelen.



SUPRA 850 / 850 Mt^o

ANBEFALET LAGERLISTE

For at hjælpe dig med lagerføring, forefindes en anbefalet lagerliste på følgende side(r).

Dele klassificeres i tre kategorier.

M = service

f.eks. Filter, Rem, Kul, Tørfilter, Sikringer, osv....

C = kritisk

d.v.s. dele uden hvilke anlægget ikke kan starte.

S = udvælgelse

Samme niveau som C, men sandsynligheden for forespørgsel afhænger af produktmix samt flådens størrelse og alder.

Ved enhver reparation, bruges kun originale CARRIER PERFORMANCE PARTS.

REKOMMENDATIONS LISTA

För att hjälpa dig med lagerhållning, finns en rekommendations lista på följande sidor.

Delarna är klassade i 3 kategorier.

M för underhåll

T.ex. Filter, Kol för elmotorer, Torkfilter, Säkringar, ex....

C för kritiska delar

Utan dessa delarna kan aggregatet inte starta.

S för urval

Lika nödvändiga som C, men är mer beroende av hur kundkretsen ser ut, hur gamla aggregaten är och vilken service kunden kräver (t.ex. 24 timmars service).

Vid reparationer skall endast original CARRIER TRANSICOLD delar användas.

Список рекомендуемых запасных частей:

Для того, чтобы облегчить вам управление складом, на следующих страницах приведен список рекомендуемых запасных частей.

Запасные части распределены по трем категориям.

M - запасные части для обслуживания

Например фильтры, ремни, щетки, осушители, предохранители и т.п.....

C - Критические узлы

То есть детали, без которых агрегат не сможет работать.

S - запасные части по выбору

Тот же уровень важности, как и для C, но потребность в этих деталях зависит от состава парка рефрижераторов, возраста агрегатов, уровня сервиса.

Для ремонта используйте только подлинные запасные части CARRIER PERFORMANCE PARTS.

SUPRA 850 / 850 Mt^o

PART NO.	DESCRIPTION	QTY	LOCATION
PRECONISATION LIST "M"			
14-60018-03	FILTER DRIER	1	12.14
14-01092-06	SIGHT GLASS	1	12.14
14-00220-03	SIGHT GLASS	1 OR 2	12.14
14-00220-05	SIGHT GLASS	1	12.14
17-21003-00	GASKET VALVE	1	16.18
54-60006-31	CAP, BRUSH HOLDER	2	20
54-60006-30	BRUSH	2	20
17-10811-05	GASKET SERVICE ONLY	1	24.26
04-60008-19	BEARING, FRONT	1 OR 2	28.30
04-60008-04	BEARING, REAR	1	28.30
50-00179-14	BELT, ALTERNATOR / MOTOR AC	1	28
50-60156-01	PULLEY ASSY IDLER	2	28
04-60008-32	BEARING	1 OR 2	32.36
04-60008-27	BEARING	1	32
50-00179-54	BELT, COMPRESSOR / MOTOR AC	2	32
50-00179-56	BELT, COMPRESSOR / ENGINE	2	32
941172	OIL FILTER	1	34.38
50-60197-04	BELT, WATER PUMP	1	34.36
79-60519-00	TUBE ASSY, GAUGE OIL	1	34.38
30-60043-00	GAUGE, OIL	1	34.38
50-60012-06	BEARING	1	34
50-60288-33	BELT, COMPRESSOR / ENGINE	1	36
50-60289-09	BELT, COMPRESSOR / ELECTRIC MOTOR	1	36
54-60032-54	BEARING, REAR	1	36
54-60032-61	BEARING, FRONT	1	36
50-60198-11	BELT, ELECTRIC MOTOR / ALTERNATOR	1	36
48-60339-00	FITTING	1	38
30-00302-00	FILTER FUEL	1	40
48-60063-00	FILTER HEAD	1	40
25-36676-00	GASKET, THERMOSTAT HOUSING	1	44
42-00243-04	O-RING	1	44
30-60049-20	FILTER ELEMENT	1	46
22-02336-03	FUSE, 3A	1, 2, 8 OR 10	56.58.60
22-60102-08	FUSE, 4A 600V	3	56
22-60102-07	FUSE, 6.3A 250V	1 OR 6	56.62
22-60340-04	FUSE, MIDIFUSE 80A	2	58.62
22-02336-02	FUSE, 5A	4 OR 7	58.60
22-02336-06	FUSE, 15A	2	58.60
22-02336-01	FUSE, 20A	6	58
22-02336-04	FUSE, 10A	2, 6 OR 8	58.60
22-02336-08	FUSE, 7.5A	9	60
22-60102-03	FUSE, 3A 450V	12 OR 18	62
22-60102-04	FUSE, 1.6A FOR 1 FAN	1	62
22-60102-05	FUSE, 3.15A FOR 2 FANS	1	62
22-60102-06	FUSE, 5A FOR 3 FANS	1	62
30-01080-20	FILTER	1	63
7101850	FILTER	1	63


SUPRA 850 / 850 Mt^o

PART NO.	DESCRIPTION	QTY	LOCATION
PRECONISATION LIST "C"			
12-00283-00	TRANSDUCER SUCTION PRESSURE	1	12.26
12-00309-04	SWITCH, HIGH PRESSURE	1	12.14
12-01039-08	SWITCH, AIR ADJUSTABLE	1	12
14-60026-00	CHECK VALVE	1	12.14
14-60026-01	CHECK VALVE	1	12.14
14-00272-01	VALVE, RELIEF	1	12.14
40-60053-01	ADAPTOR 9/16" PITCH 1.411-18FP	1	12.14
40-60053-00	ADAPTOR 7/16" PITCH 1.27-20FP	1	12.14
12-60032-09	SWITCH, LOW PRESSURE	1	14
22-02579-00	COIL	1	14
14-01110-01	COIL	1	16
14-00199-01	VALVE, CHECK	1	18
14-60045-00	VALVE, SOLENOID	1	18
14-60046-00	VALVE, SOLENOID	1	18
76-60546-00	REPAIR KIT	1	18
14-60058-00	REPAIR KIT	1	18
14-60059-00	GASKET KIT	1	18
22-60116-05	SWITCH DEFROST TERMINATION	1	20
22-60010-00	RAS SENSOR	1	20
54-60006-13	MOTOR, DC	3	20
14-60009-05	ORIFICE	1	20
14-60039-02	VALVE, EXPANSION	1	20
08-60119-01	COIL, HEATER	1	22
14-00205-00	VALVE, CPR	1	26
14-01042-03	VALVE, SERVICE	1	26
14-60053-00	VALVE SOLDER	1	26
30-60050-04	ALTERNATOR, 14V 70A	1	28
30-60050-21	DIODE BRIDGE	1	28.30
30-60050-20	REGULATOR AND BRUSH	1	28.30
30-60050-03	ALTERNATOR, 14V 50A	1	30
38-60000-01	FAN, CONDENSER	1	36
54-60032-52	FAN	1	36
12-00456-00	SWITCH, LOW PRESSURE OIL	1	42
12-01145-03	THERMISTOR PROBE	1	44
25-15003-00	THERMOSTAT	1	44
30-60075-00	AIR CLEANER, DRY TYPE	1	46
14-60036-00	VALVE, 1/2"	1	50
22-60307-00	COIL, 12 VDC	1	50
48-60013-00	NIPPLE, STRAIGHT	2	50
10-01129-02	SWITCH, TOGGLE	1 OR 2	56.60
12-60044-02	CONTACTOR	1, 2 OR 3	56.62
12-60049-00	DIODE ASSY	1, 2 OR 3	56.62
10-00286-04	RELAY, 12VDC	1, 4 OR 7	56.58.60
10-00385-02	RELAY	4 OR 14	58.60
10-00433-07	CONTACTOR, 30A	1	58.62
10-60044-12	OVERLOAD RELAY	1	58
10-60042-00	SWITCH, TOGGLE	2 OR 3	60
10-00214-00	CAR RELAY, 12VDC	1	62
10-01176-00	RELAY	1	62
10-60044-13	OVERLOAD RELAY	1	62
30-01080-02SV	PUMP, FUEL	1	63

SUPRA 850 / 850 Mt^o

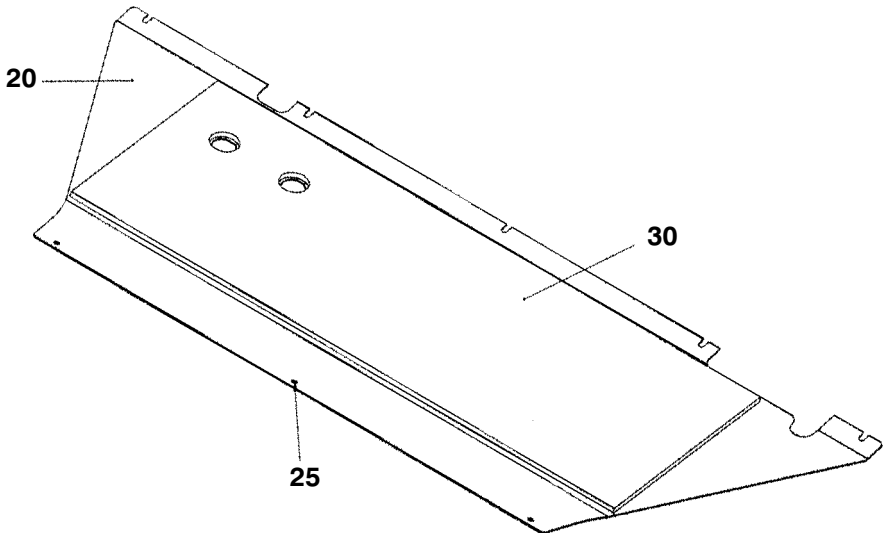
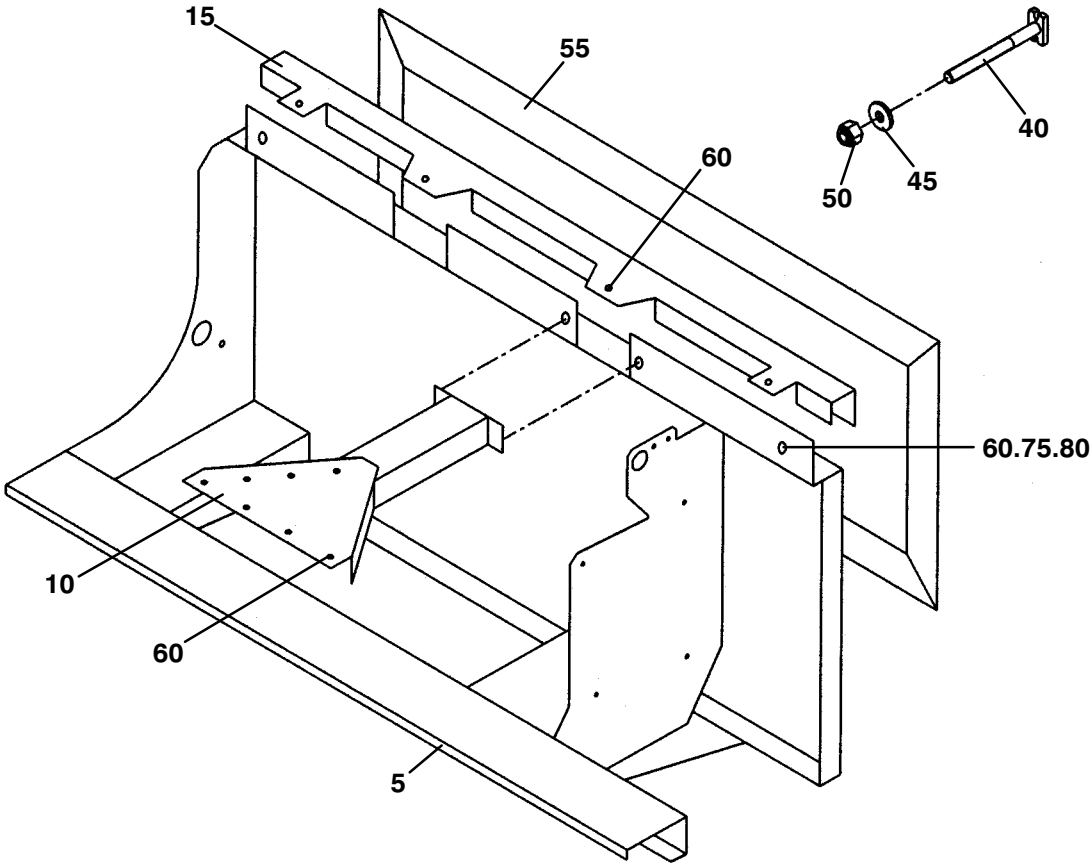
PART NO.	DESCRIPTION	QTY	LOCATION
PRECONISATION LIST "S"			
14-01042-01	VALVE, SERVICE	1	16.18
14-60025-01	VALVE, 3-WAYS	1	16
54-60000-03	MOTOR, AC 4.8 KW/50HZ	1	32
54-00139-00	MOTOR (SHELL ONLY) - INCLUDES:	1	32
18-00063-01	COMPRESSOR 05K	1	32
18-00063-31RM	COMPRESSOR 05K REMAN	1	32
29-70157-00	GLOW PLUG	3	34.38
10-00395-00	SOLENOID, RUN	1	34
10-00395-02	SOLENOID, SPEED	1	34
73-60062-01	ROD LINKAGE, STOP	1	34.38
54-60030-02	MOTOR, AC 6.2 KW	1	36
18-00063-04	COMPRESSOR 05K4	1	36
58-00735-01	BOTTLE, COOLANT RECOVERY	1	44
10-00375-01	BUZZER	1	58.62
12-00325-01	CAB COMMAND, MICRO CONTROL	1	58.60
91-60088-00 NSA	CAB COMMAND, ADDITIONAL 3CP	1	60
91-60088-01 NSA	CAB COMMAND, ADDITIONAL 2CP	1	60

SUPRA 850 / 850 Mt^o



SUPRA 850 / 850 Mt^o

1. FRAME AND BOTTOM

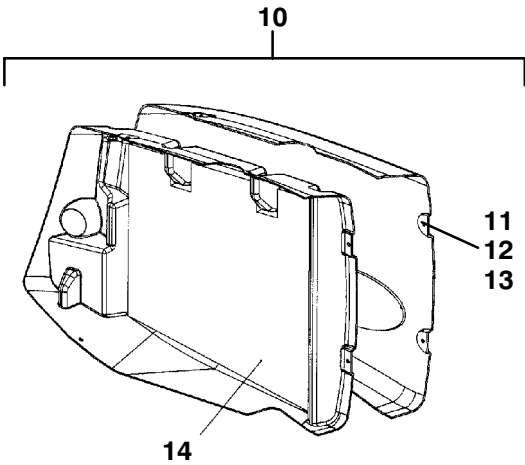
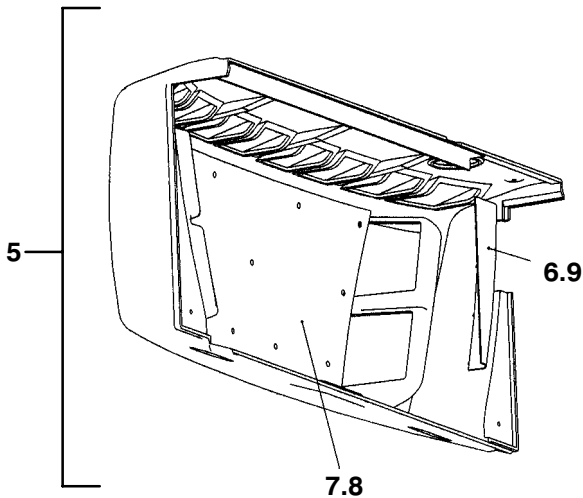
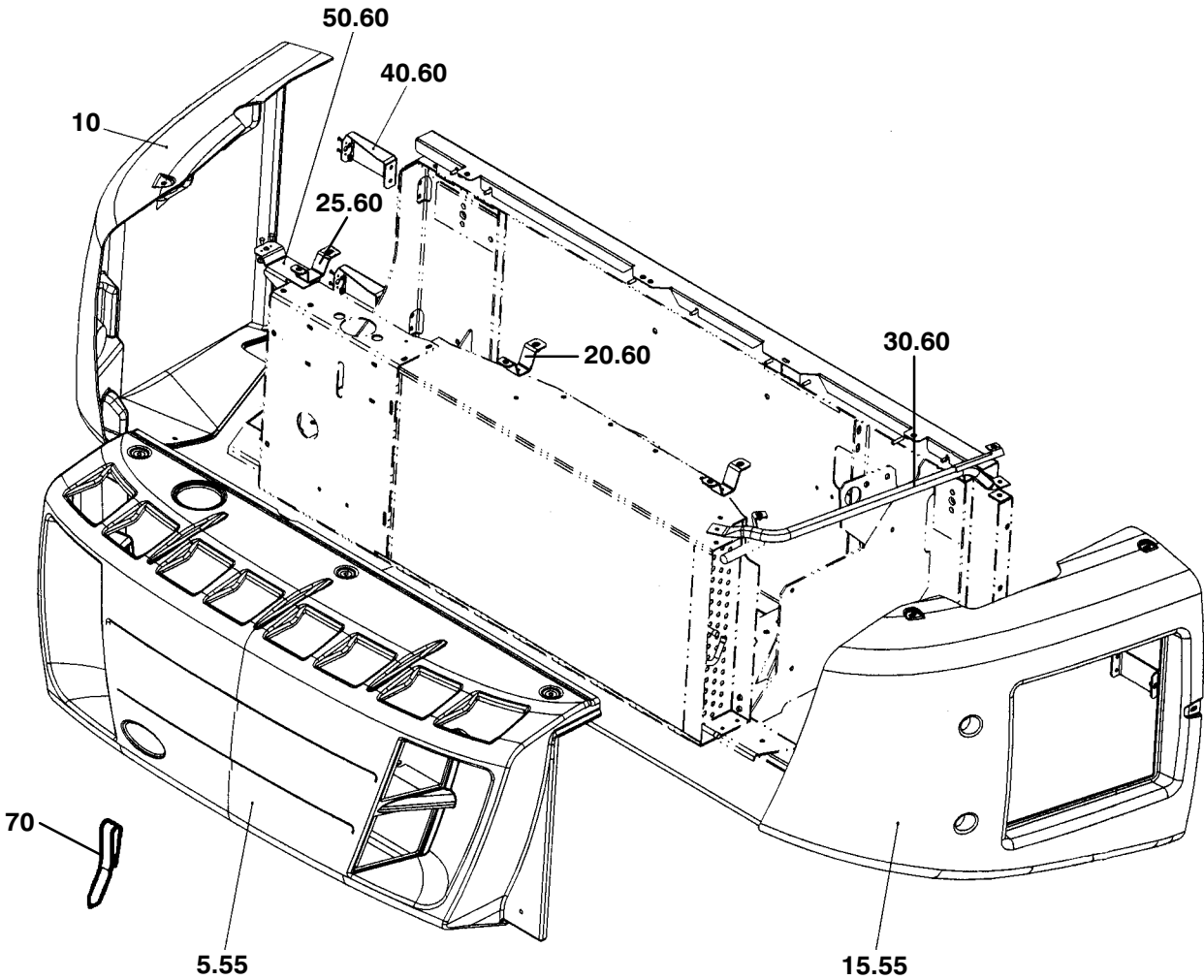


SUPRA 850 / 850 Mt^o

ITEM	PART NO.	DESCRIPTION	QTY
1. FRAME AND BOTTOM			
5	86-60836-00	FRAME ASSY	1
10	86-60360-00	BRACKET PRIOR TO SERIAL NUMBER TB103271 FOR STANDARD	1
		PRIOR TO SERIAL NUMBER GB101170 FOR Mt^o	1
10	86-60360-03	BRACKET STARTING WITH SERIAL NUMBER TB214011 FOR STANDARD	1
		STARTING WITH SERIAL NUMBER GB213020 FOR Mt^o	1
15	68-60532-01	COVER PRIOR TO SERIAL NUMBER TB103271 FOR STANDARD	1
		PRIOR TO SERIAL NUMBER GB101170 FOR Mt^o	1
15	68-60532-02	COVER STARTING WITH SERIAL NUMBER TB214011 FOR STANDARD	1
		STARTING WITH SERIAL NUMBER GB213020 FOR Mt^o	1
20	68-61779-00	NSI PANEL, BOTTOM	1
25	34-60044-00	SCREW, M6 X 20MM	3
30	58-60564-00	FOAM, LOW NOISE	1
40	34-60014-00	BOLT, T-HEAD M14 X 180MM	4
45	34-01249-29	NSI WASHER, SPACER M14 X 30MM	4
50	34-01184-64	NSI NUT, LOCK M14	4
55	42-60000-00	GASKET	1
60	34-60068-20	SCREW, M6 X 20MM	12
75	34-01184-56	PL* NUT, LOCK M6	4
80	34-60095-46	PL* WASHER, LOCK M6 X 18MM	4

SUPRA 850 / 850 Mt^o

2. SKINS PRIOR TO SERIAL NUMBER TB103271 FOR STANDARD VERSION
PRIOR TO SERIAL NUMBER GB101170 FOR MULTITEMPERATURE VERSION

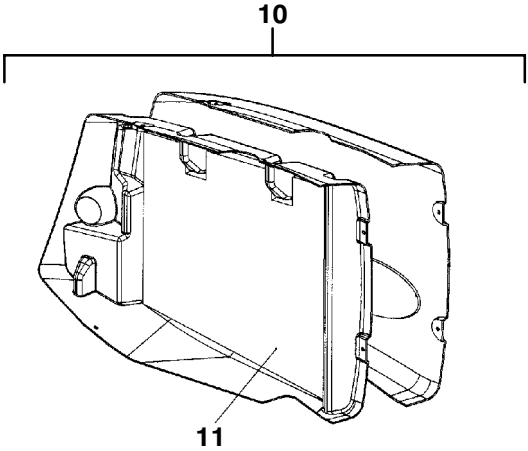
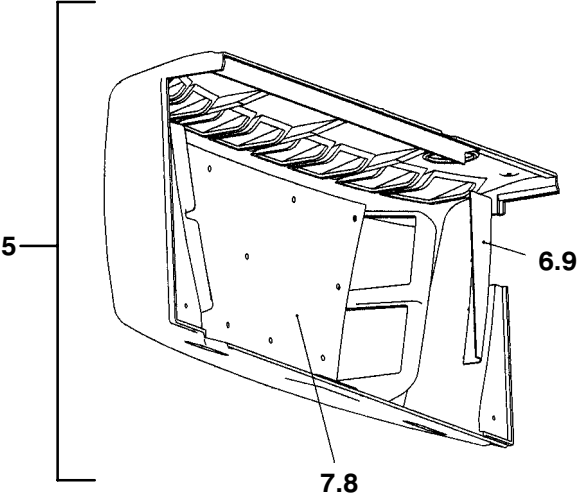

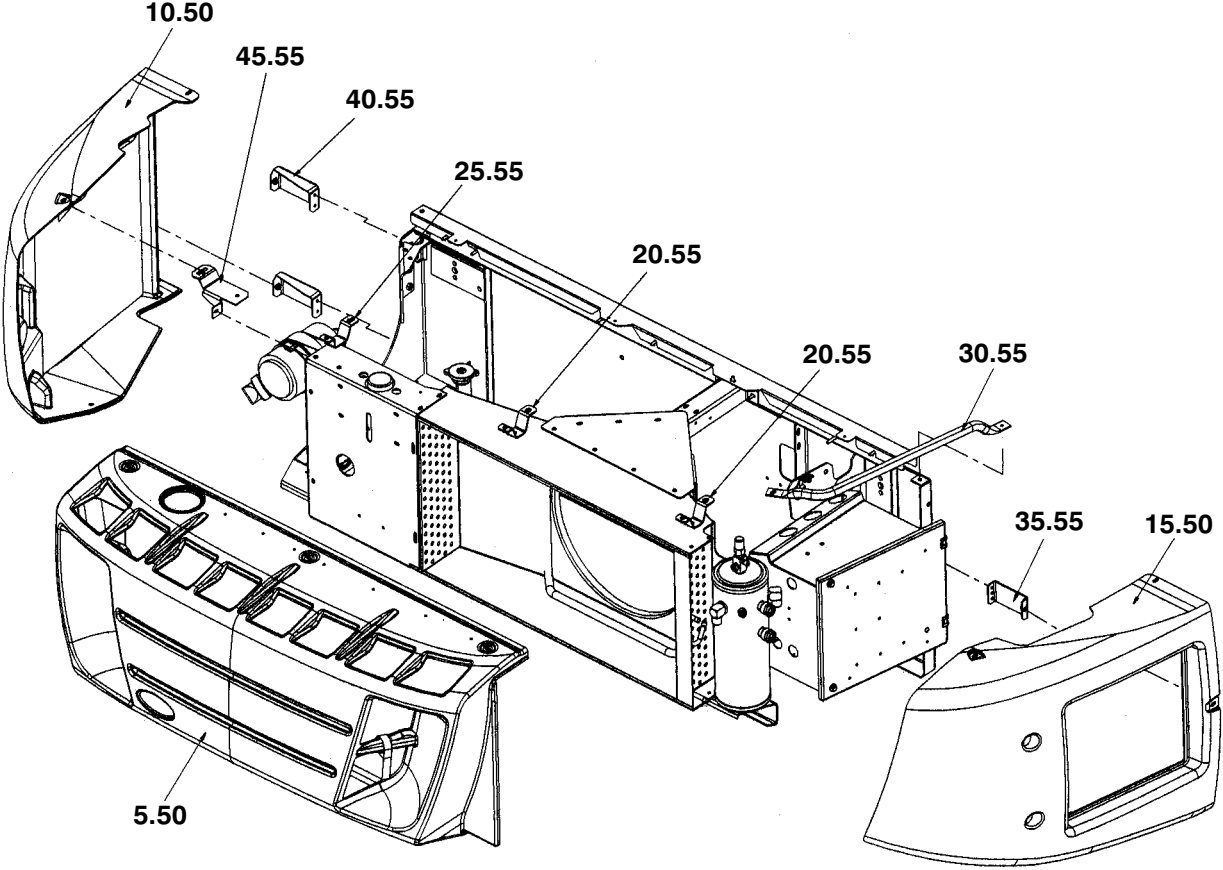


SUPRA 850 / 850 Mt^o

ITEM	PART NO.	DESCRIPTION	QTY
2. SKINS PRIOR TO SERIAL NUMBER TB103271 FOR STANDARD VERSION PRIOR TO SERIAL NUMBER GB101170 FOR MULTITEMPERATURE VERSION			
5	79-60483-00	SKIN ASSY, (STANDARD VERSION) - INCLUDES:	1
5	79-60483-01	SKIN ASSY, (LOW NOISE VERSION) - INCLUDES:	1
6	PL	DEFLECTOR	1
7	58-60558-00	FOAM, FRONT (LOW NOISE VERSION)	1
8	58-60590-00	PIN, SUPPORT FRONT GRILL (LOW NOISE VERSION)	11
9	34-01151-05 PL*	WASHER, M5	4
10	79-60477-00	DOOR ASSY, (STANDARD VERSION) - INCLUDES:	1
10	79-60477-01	DOOR ASSY, (LOW NOISE VERSION) - INCLUDES:	1
11	44-01145-07	LOCK, DOOR SIMPLE LOCK	4
12	44-01145-14	LOCK, DOOR WASHER 7MM	4
13	34-60061-00 PL*	WASHER, RUBBER	4
14	58-60552-00	FOAM, (LOW NOISE VERSION)	1
15	58-60549-00	PANEL SKIN	1
20	67-60297-01	BRACKET, FRONT GRILL	2
25	67-60297-00	BRACKET, FRONT GRILL	1
30	86-60907-00	SAFETY BAR ROADSIDE	1
40	79-60524-01	BRACKET ASSY - INCLUDES:	2
NS	34-60098-62 NSI	NUT, CAGE M6	1
50	79-60525-00	BRACKET ASSY - INCLUDES:	1
NS	34-60098-62 NSI	NUT, CAGE M6	1
55	34-60044-00	SCREW, M6 X 20MM	11
60	34-60068-20	SCREW, M6 X 20MM	13
70	62-03905-00	INDICATOR AIR FLOW	1

SUPRA 850 / 850 Mt^o

3. SKINS STARTING WITH SERIAL NUMBER TB214011 FOR STANDARD VERSION
STARTING WITH SERIAL NUMBER GB213020 FOR MULTITEMPERATURE VERSION

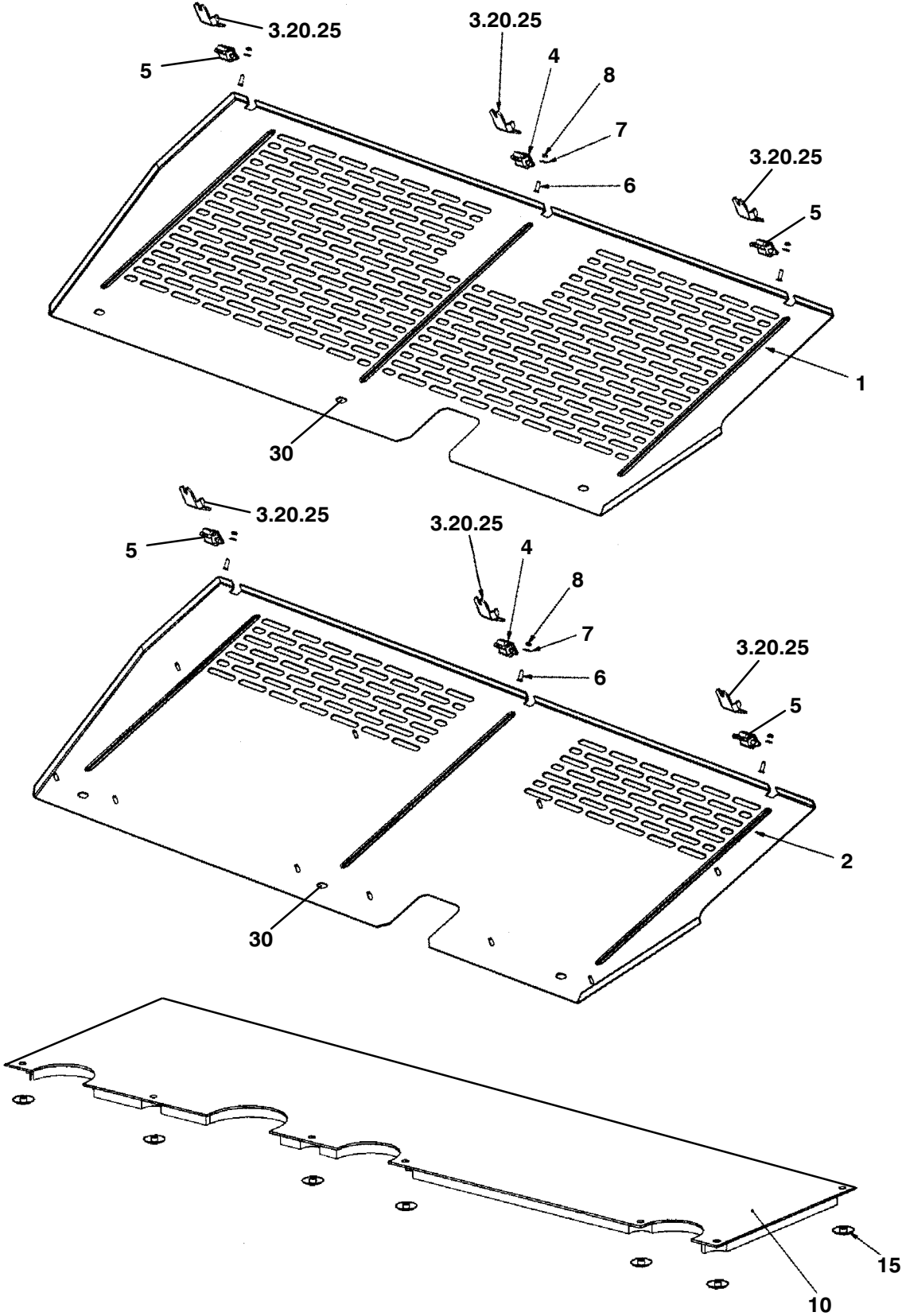


SUPRA 850 / 850 Mt^o

ITEM	PART NO.	DESCRIPTION	QTY
3. SKINS STARTING WITH SERIAL NUMBER TB214011 FOR STANDARD VERSION STARTING WITH SERIAL NUMBER GB213020 FOR MULTITEMPERATURE VERSION			
5	79-60483-02	SKIN ASSY, (STANDARD VERSION) - INCLUDES:	1
5	79-60483-03	SKIN ASSY, (LOW NOISE VERSION) - INCLUDES:	1
6	PL	DEFLECTOR	1
7	58-60558-00	FOAM, FRONT (LOW NOISE VERSION)	1
8	58-60590-00	PIN, SUPPORT FRONT GRILL (LOW NOISE VERSION)	11
9	34-01151-05	PL* WASHER, M5	4
10	79-60477-02	DOOR ASSY, (STANDARD VERSION) - INCLUDES:	1
10	79-60477-03	DOOR ASSY, (LOW NOISE VERSION) - INCLUDES:	1
11	58-60552-00	FOAM, (LOW NOISE VERSION)	1
15	58-60549-01	PANEL SKIN	1
20	67-60353-00	BRACKET, FRONT GRILL	2
25	67-60297-00	BRACKET, FRONT GRILL	1
30	86-60935-00	SAFETY BAR ROADSIDE	1
35	67-60341-01	BRACKET	1
40	79-60524-01	BRACKET ASSY - INCLUDES:	2
NS	34-60098-62	NSI NUT, CAGE M6	1
45	79-60525-00	BRACKET ASSY - INCLUDES:	1
NS	34-60098-62	NSI NUT, CAGE M6	1
50	34-60044-00	SCREW, M6 X 20MM	11
55	34-60068-20	SCREW, M6 X 20MM	13
70	62-03905-00	INDICATOR AIR FLOW	1

SUPRA 850 / 850 Mt^o

4. TOP GRILL

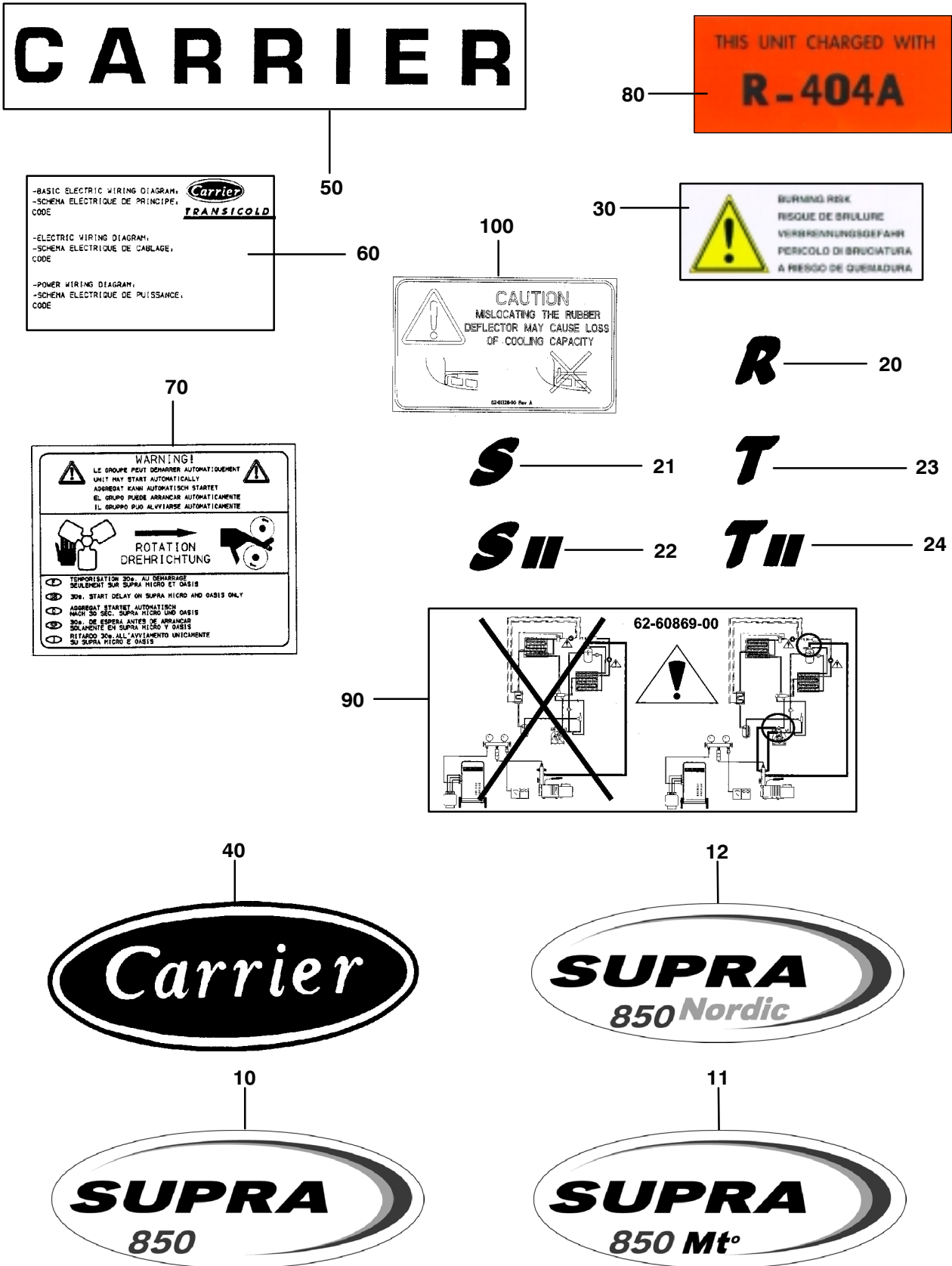


SUPRA 850 / 850 Mt°

ITEM	PART NO.	DESCRIPTION	QTY
4. TOP GRILL			
1	79-60486-00	PANEL ASSY, TOP (STANDARD VERSION) - INCLUDES: PRIOR TO SERIAL NUMBER TB103271 FOR STANDARD	1
		PRIOR TO SERIAL NUMBER GB101170 FOR Mt°	1
1	79-60545-00	PANEL ASSY, TOP (STANDARD VERSION) - INCLUDES: STARTING WITH SERIAL NUMBER TB214011 FOR STANDARD	1
		STARTING WITH SERIAL NUMBER GB213020 FOR Mt°	1
2	79-60486-01	PANEL ASSY, TOP (LOW NOISE VERSION) - INCLUDES: PRIOR TO SERIAL NUMBER TB103271 FOR STANDARD	1
		PRIOR TO SERIAL NUMBER GB101170 FOR Mt°	1
2	79-60545-01	PANEL ASSY, TOP (LOW NOISE VERSION) - INCLUDES: STARTING WITH SERIAL NUMBER TB214011 FOR STANDARD	1
		STARTING WITH SERIAL NUMBER GB213020 FOR Mt°	1
3	44-00356-00	HINGE	3
4	68-61816-02	BRACKET, TOP GRILL PRIOR TO SERIAL NUMBER TB103850	1
4	68-61816-00	BRACKET, TOP GRILL BETWEEN S/N TB103850 AND TB214011	1
5	68-61816-00	BRACKET, TOP GRILL PRIOR TO SERIAL NUMBER TB214011	2
6	34-60092-16 PL*	SCREW, TF DRIVE M5 - 16MM PRIOR TO SERIAL NUMBER TB103271 FOR STANDARD	
		PRIOR TO SERIAL NUMBER GB101170 FOR Mt°	3
6	34-60092-20 PL*	SCREW, TF DRIVE M5 - 20MM STARTING WITH SERIAL NUMBER TB214011 FOR STANDARD	
		STARTING WITH SERIAL NUMBER GB213020 FOR Mt°	3
7	34-60002-05 PL*	WASHER, M5	3
8	34-01184-05 PL*	NUT, LOCK M5	3
10	58-60560-01	FOAM, (LOW NOISE VERSION)	1
15	44-60101-00 PL*	NUT, (LOW NOISE VERSION)	10
20	34-60095-46 PL*	WASHER, LOCK M6 X 18MM	3
25	34-01184-06 PL*	NUT, LOCK M6	3
30	34-60044-00	SCREW, M6 X 20MM	3

SUPRA 850 / 850 Mt°

5. DECALS

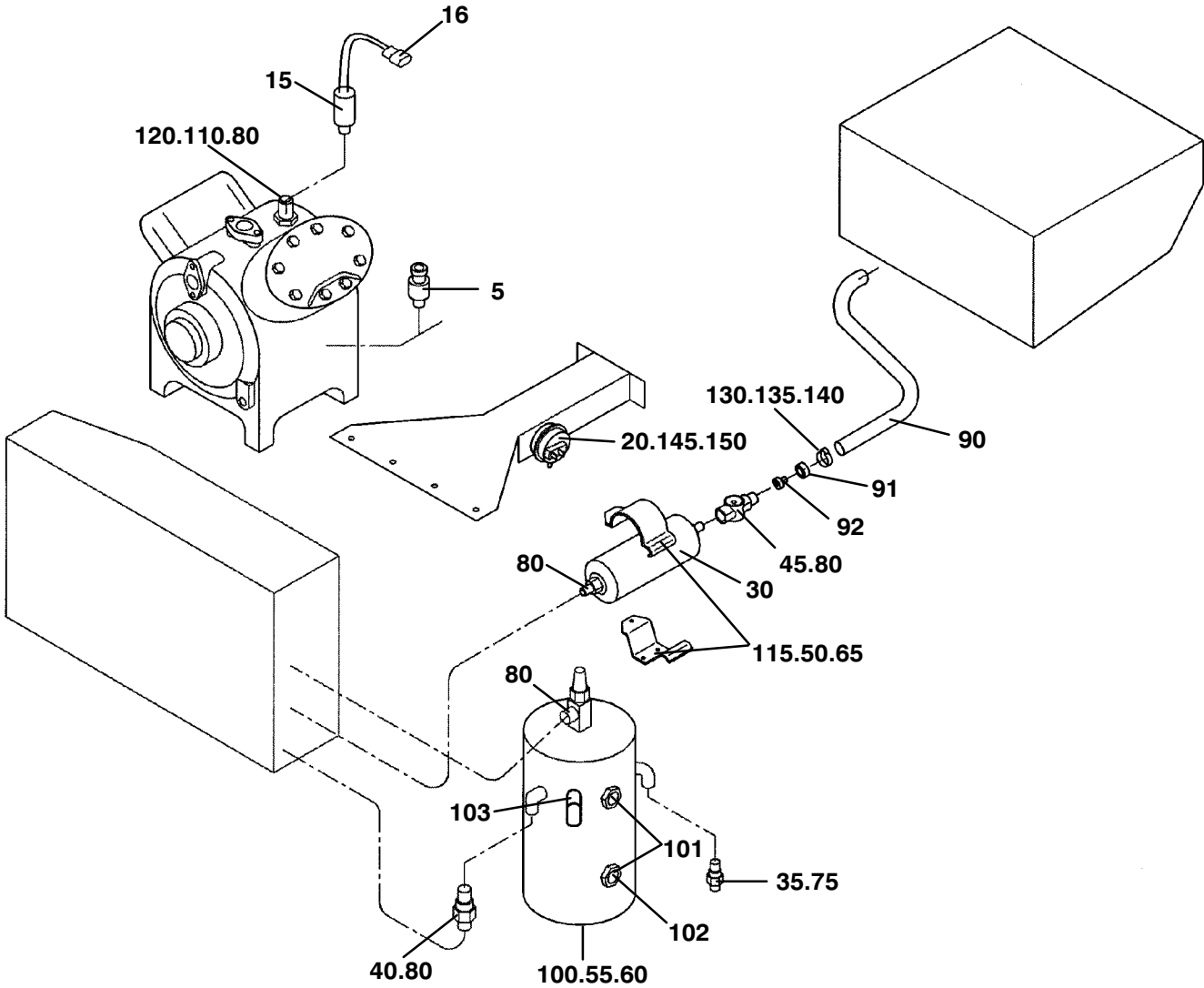


SUPRA 850 / 850 Mt^o

ITEM	PART NO.	DESCRIPTION	QTY
5. DECALS			
10	62-60949-01	DECAL, SUPRA 850	1
11	62-60949-06	DECAL, SUPRA 850 Mt^o	1
12	62-60949-11	DECAL, SUPRA 850 NORDIC	1
20	62-60878-00	DECAL, R	1
21	62-60878-10	DECAL, S	1
22	62-60878-11	DECAL, S I I	1
23	62-60878-20	DECAL, T	1
24	62-60878-21	DECAL, T I I	1
30	62-60318-00	DECAL, WARNING BURNING RISK	1
40	62-60390-01	DECAL, CARRIER	1
50	62-60008-00	DECAL, CARRIER	1
60	62-60372-00	DECAL, UNIT INFORMATION	1
70	62-60192-00	DECAL, WARNING ROTATION	1
80	62-60063-00	DECAL, R404A	1
90	62-60869-00	DECAL, WARNING VACCUM	1
100	62-61328-00	DECAL, CAUTION	1

SUPRA 850 / 850 Mt^o

6. REFRIGERANT (STANDARD VERSION)

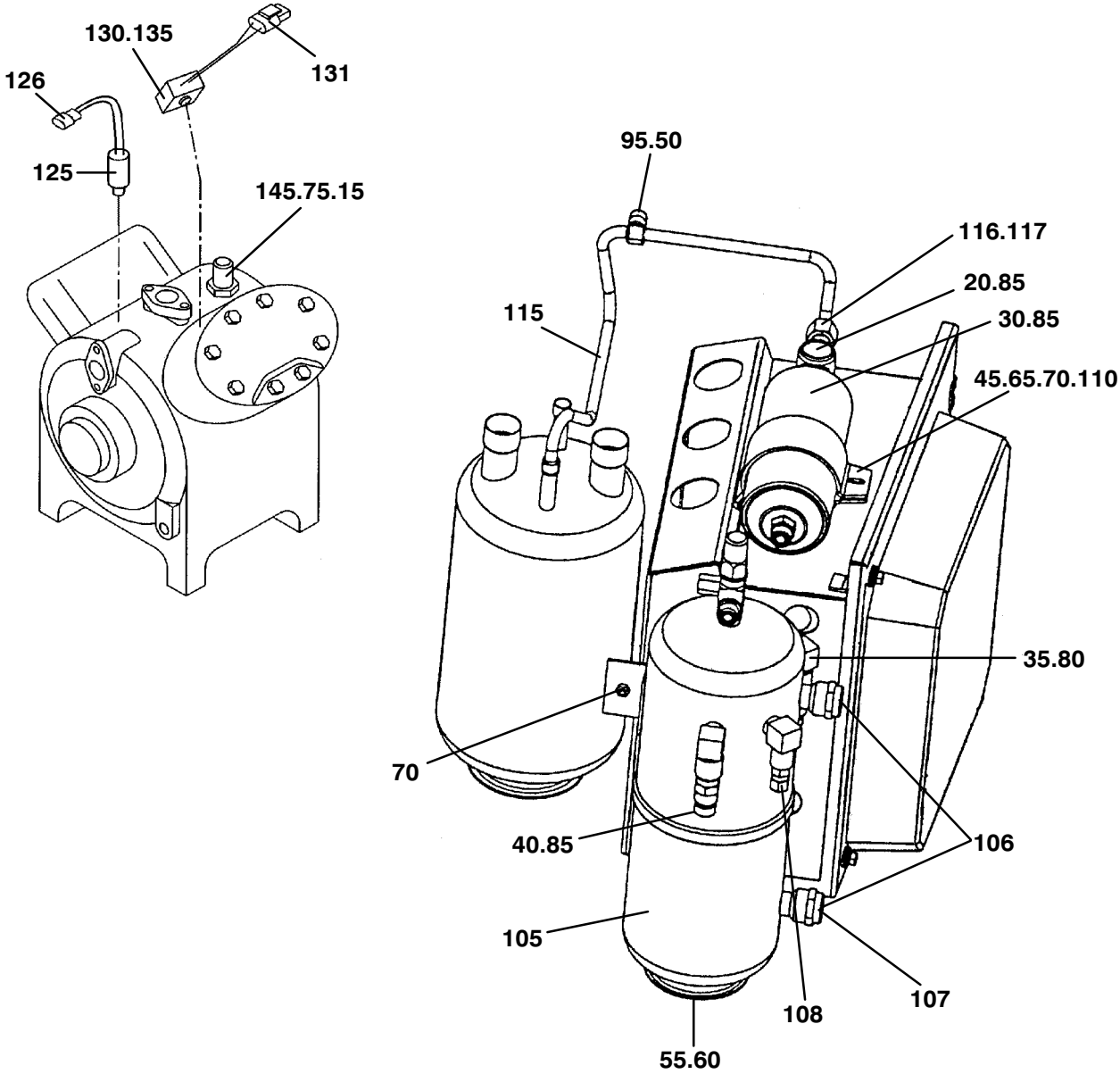


SUPRA 850 / 850 Mt^o

ITEM	PART NO.	DESCRIPTION	QTY
6. REFRIGERANT (STANDARD VERSION)			
5	12-00283-00	TRANSDUCER PRESSURE (MATES WITH 22-02448-00SK)	1
15	12-00309-04	SWITCH, HIGH PRESSURE - INCLUDES:	1
16	22-02392-00SK	CONNECTOR 2 WAYS (MATES WITH 22-01585-00SK)	1
20	12-01039-08	SWITCH, AIR ADJUSTABLE	1
30	14-60018-03	FILTER DRIER	1
35	14-60026-00	CHECK VALVE	1
40	14-60026-01	CHECK VALVE	1
45	14-01092-06	SIGHT GLASS	1
50	34-01152-16 PL*	SCREW,CAP HXHD M6 X 16MM	2
55	34-01184-58 PL*	NUT, LOCK M8	1
60	34-60085-09 PL*	WASHER, M8 X 22MM	1
65	34-60095-46 PL*	WASHER, LOCK M6 X 18MM	2
75	42-00243-10	O-RING	2
80	42-00243-10	O-RING	6
90	PL	TUBE, 3/8" LIQ LINE - INCLUDES:	1
91	40-60009-02	NUT, 3/8"	1
92	40-60008-02	SLEEVE, 3/8"	1
100	65-60055-00	RECEIVER WITH 2 SAME SIGHT GLASSES - INCLUDES:	1
100	65-60055-03	RECEIVER WITH 2 DIFFERENT SIGHT GLASSES - INCLUDES:	1
101	14-00220-03	SIGHT GLASS FOR VERSION 65-60055-00	2
101	14-00220-03	SIGHT GLASS FOR VERSION 65-60055-03	1
102	14-00220-05	SIGHT GLASS FOR VERSION 65-60055-03	1
103	14-00272-01	VALVE, RELIEF	1
110	40-60053-01	ADAPTOR 9/16" PITCH 1.411-18FP	1
110	40-60053-00	ADAPTOR 7/16" PITCH 1.27-20FP	1
115	79-60151-00	CLAMP, DRIER	1
120	42-00243-07	O-RING	1
130	44-60010-01 PL*	CLAMP, TUBE	1
135	34-01152-35 PL*	SCREW,CAP HXHD M6 X 35MM	1
140	34-60095-27 PL*	WASHER, LOCK M6 X 14MM	1
145	34-60095-25 PL*	WASHER, LOCK M5 X 12MM	2
150	34-00946-55 PL*	NUT, HEX M5	2

SUPRA 850 / 850 Mt^o

7. REFRIGERANT (MULTITEMPERATURE VERSION)

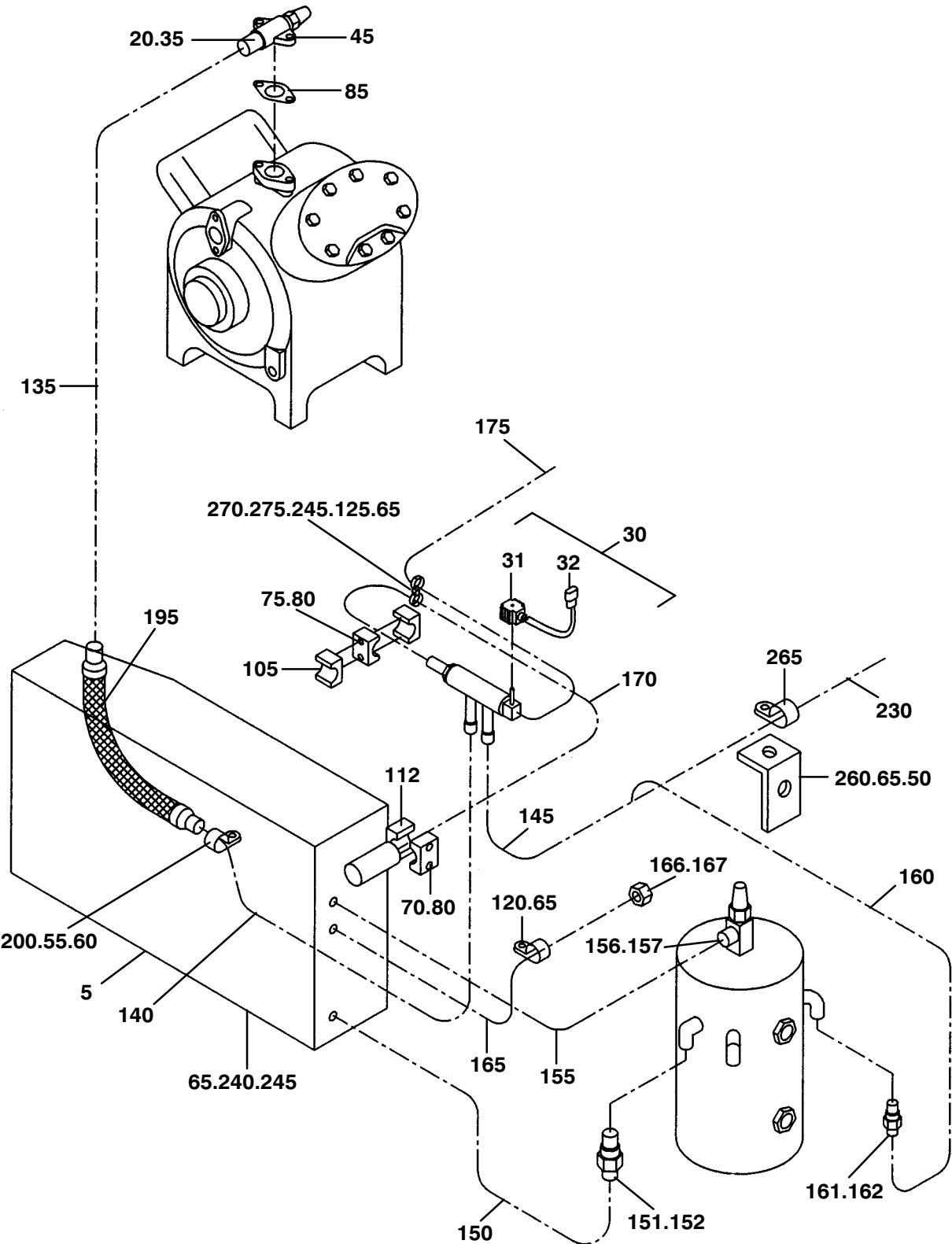


SUPRA 850 / 850 Mt^o

ITEM	PART NO.	DESCRIPTION	QTY
7. REFRIGERANT (MULTITEMPERATURE VERSION)			
15	12-00309-04	SWITCH, HIGH PRESSURE - INCLUDES:	1
NS	22-02392-00SK	CONNECTOR 2 WAYS (MATES WITH 22-01585-00SK)	1
20	14-01092-06	SIGHT GLASS	1
30	14-60018-03	FILTER DRIER	1
35	14-60026-00	CHECK VALVE	1
40	14-60026-01	CHECK VALVE	1
45	34-01152-16 PL*	SCREW,CAP HXHD M6 X 16MM	2
50	34-01184-56 PL*	NUT, LOCK M6	1
55	34-01184-58 PL*	NUT, LOCK M8	1
60	34-60085-09 PL*	WASHER M8 X 22MM	1
65	34-60095-46 PL*	WASHER, LOCK M6 X 18MM	2
70	34-60068-20	SCREW M6 X 20MM	2
75	40-60053-01	ADAPTOR 9/16" PITCH 1.411-18FP	1
75	40-60053-00	ADAPTOR 7/16" PITCH 1.27-20FP	1
80	42-00243-10	O-RING	2
85	42-00243-09	O-RING	5
95	44-60010-00 PL*	CLAMP, TUBE	1
105	65-60055-00	RECEIVER WITH 2 SAME SIGHT GLASSES - INCLUDES:	1
105	65-60055-03	RECEIVER WITH 2 DIFFERENT SIGHT GLASSES - INCLUDES:	1
106	14-00220-03	SIGHT GLASS FOR VERSION 65-60055-00	2
106	14-00220-03	SIGHT GLASS FOR VERSION 65-60055-03	1
107	14-00220-05	SIGHT GLASS FOR VERSION 65-60055-03	1
108	14-00272-01	VALVE, RELIEF	1
110	79-60151-00	CLAMP, DRIER	1
115	PL	TUBE ASSY, 3/8" - INCLUDES:	1
116	40-60009-02	NUT, 3/8"	1
117	40-60008-02	SLEEVE, 3/8"	1
125	12-60032-09	SWITCH, LOW PRESSURE - INCLUDES:	1
126	22-50078-01SK	CONNECTOR 2 WAYS (MATES WITH 22-50078-02SK)	1
130	22-02579-00	COIL COMPRESSOR UNLOADER - INCLUDES:	1
131	22-50078-02SK	CONNECTOR 2 WAYS (MATES WITH 22-50078-01SK)	1
135	34-06026-00 NSI	ROLL PIN	1
145	42-00243-07	O-RING	1

SUPRA 850 / 850 Mt^o

8. CONDENSER (STANDARD VERSION)

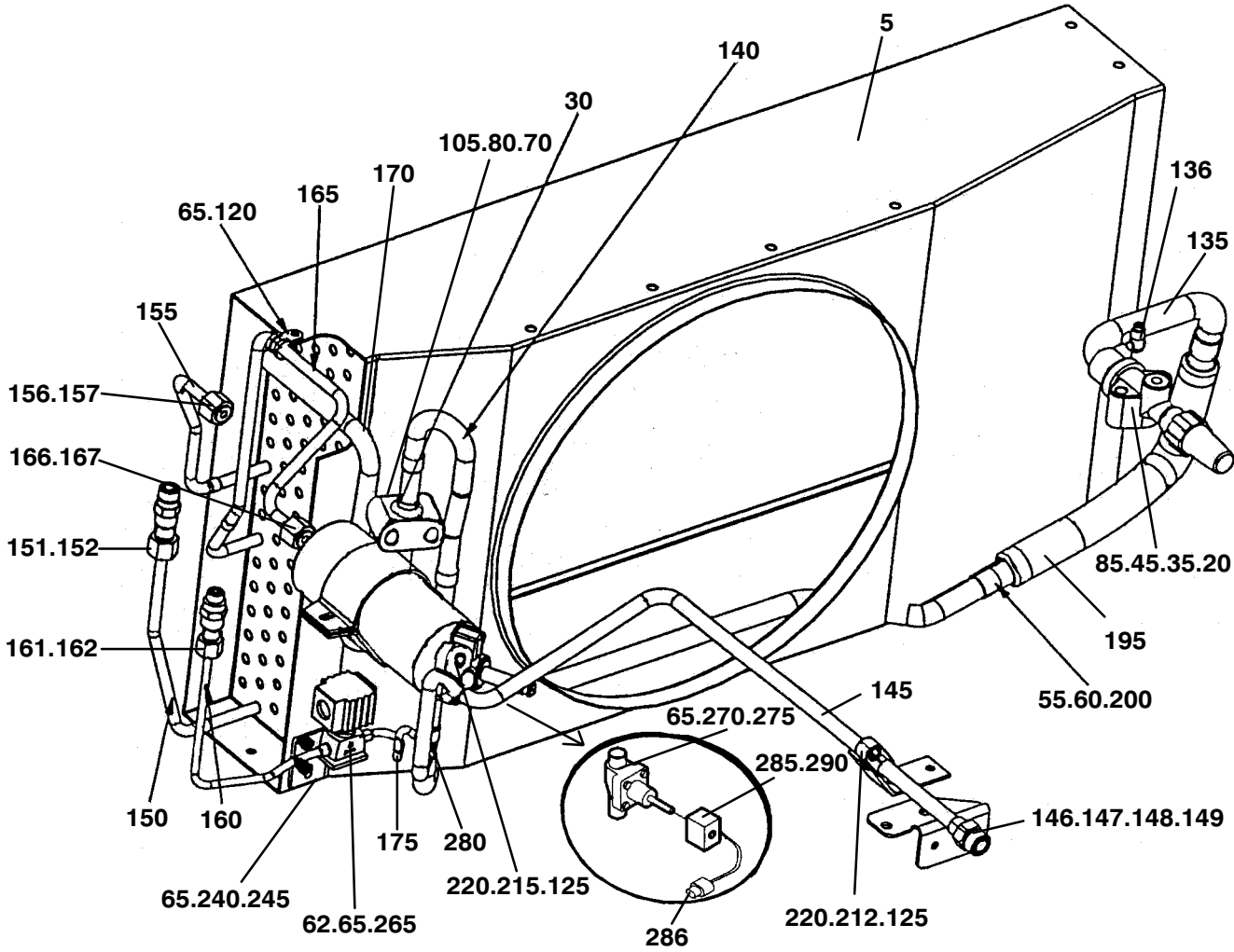


SUPRA 850 / 850 Mt^o

ITEM	PART NO.	DESCRIPTION	QTY
8. CONDENSER (STANDARD VERSION)			
5	08-60157-01	COIL, CONDENSER	1
20	14-01042-01	VALVE, SERVICE	1
30	14-60025-01	VALVE, 3-WAYS - INCLUDES:	1
31	14-01110-01	COIL - INCLUDES:	1
32	22-50078-02SK	CONNECTOR 2 WAYS (MATES WITH 22-50078-01SK)	1
35	40-60155-00	ELBOW, 90°	1
45	34-00302-14 PL*	SCREW, CAP HXHD	2
50	34-01152-16 PL*	SCREW, CAP HXHD M6 X 16MM	1
55	34-60000-20 PL*	SCREW, CAP HXHD M5 X 20MM	1
60	34-60095-25 PL*	WASHER, LOCK M5 X 12MM	1
65	34-60068-20	SCREW, M6 X 20MM	7
70	34-60082-40 PL*	SCREW, M6 X 40MM	2
75	34-60082-60 PL*	SCREW, CAP SKTHD M6 X 60MM	2
80	34-60084-06 PL*	WASHER, LOCK M6 X 10MM	6
85	17-21003-00	GASKET VALVE	1
105	44-00285-58 PL*	CLAMP, TUBE	1
112	44-00285-59 PL*	CLAMP	1
120	44-60044-03 PL*	CLAMP	1
125	34-60095-27 PL*	WASHER, LOCK M6 X 14MM	2
135	PL	TUBE, 7/8" COPPER	1
140	PL	TUBE, 5/8" DISCHARGE LINE	1
145	PL	TUBE, 5/8" HOT GAS	1
150	PL	TUBE, 3/8" COPPER - INCLUDES:	1
151	40-60009-02	NUT, 3/8"	1
152	40-60008-02	SLEEVE, 3/8"	1
155	PL	TUBE, 3/8" COPPER - INCLUDES:	1
156	40-60009-02	NUT, 3/8"	1
157	40-60008-02	SLEEVE, 3/8"	1
160	PL	TUBE, 1/4" LIQ LINE - INCLUDES:	1
161	40-60009-01	NUT, 1/4"	1
162	40-60008-01	SLEEVE, 1/4"	1
165	PL	TUBE, 3/8" COPPER - INCLUDES:	1
166	40-60009-02	NUT, 3/8"	1
167	40-60008-02	SLEEVE, 3/8"	1
170	PL	TUBE, 5/8" DISCHARGE LINE	1
175	PL	TUBE, 1/4" COPPER	1
195	73-60010-00	VIBRABSORBER, DISCHARGE	1
200	44-60046-10 PL*	CLAMP	1
230	PL	TUBE, 1/2" COPPER	1
240	34-60095-46 PL*	WASHER, LOCK M6 X 18MM	4
245	34-01184-56 PL*	NUT, LOCK M6	6
260	68-60060-00	BRACKET	1
265	44-60044-03 PL*	CLAMP	1
270	44-60044-01 PL*	CLAMP	1
275	44-60044-07 PL*	CLAMP	1

SUPRA 850 / 850 Mt^o

9. CONDENSER (MULTITEMPERATURE VERSION)

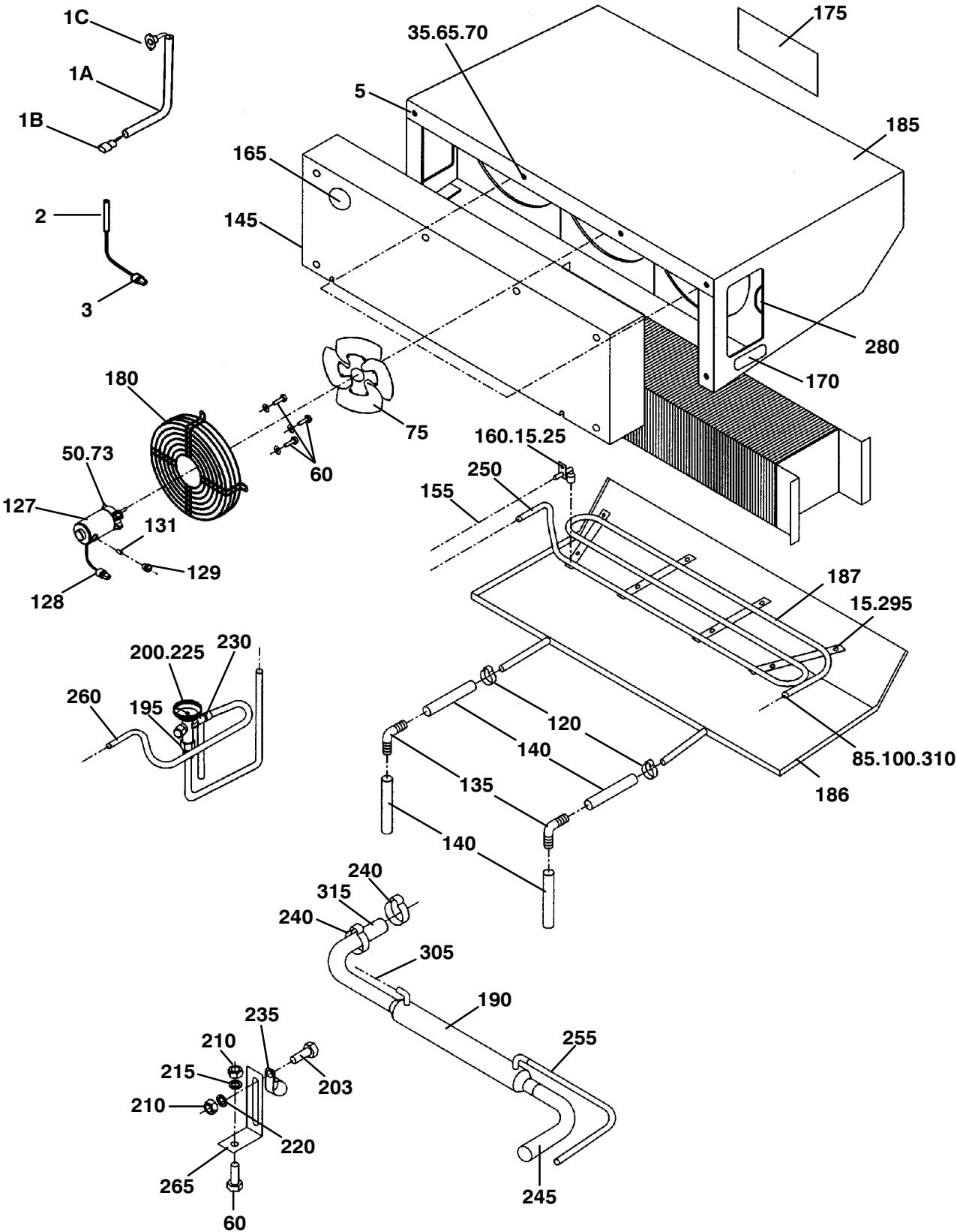


SUPRA 850 / 850 Mt^o

ITEM	PART NO.	DESCRIPTION	QTY
9. CONDENSER (MULTITEMPERATURE VERSION)			
5	08-60157-01	COIL, CONDENSER	1
20	14-01042-01	VALVE, SERVICE	1
30	14-00199-01	VALVE, CHECK	1
35	40-60155-00	ELBOW, 90°	1
45	34-00302-14	PL* SCREW, CAP HXHD	2
55	34-60000-20	PL* SCREW, CAP HXHD M5 X 20MM	1
60	34-60095-25	PL* WASHER, LOCK M5 X 12MM	1
62	68-60682-00	BRACKET, VALVE	1
65	34-60068-20	SCREW M6 X 20MM	9
70	34-60082-45	PL* SCREW, CAP SKTHD M6 X 45MM	4
80	34-60084-06	PL* WASHER, LOCK M6 X 10MM	4
85	17-21003-00	GASKET VALVE	1
105	44-00285-58	PL* CLAMP, TUBE	1
120	44-60044-03	PL* CLAMP	1
125	34-60095-27	PL* WASHER, LOCK M6 X 14MM	2
135	PL	TUBE ASSY DISCHARGE LINE - INCLUDES:	1
136	40-60006-00	FITTING	1
140	PL	TUBE, 5/8" COPPER	1
145	PL	TUBE ASSY, 1/2" HOT GAS - INCLUDES:	1
146	40-60007-03	FITTING	1
147	42-00243-04	O-RING	1
148	40-60010-03	NUT, 1/2"	1
149	40-00071-38	ELBOW, 90° 1/2"	1
150	PL	TUBE, 3/8" COPPER - INCLUDES:	1
151	40-60009-02	NUT, 3/8"	1
152	40-60008-02	SLEEVE, 3/8"	1
155	PL	TUBE, 3/8" COPPER - INCLUDES:	1
156	40-60009-02	NUT, 3/8"	1
157	40-60008-02	SLEEVE, 3/8"	1
160	PL	TUBE, 1/4" COPPER - INCLUDES:	1
161	40-60009-01	NUT, 1/4"	1
162	40-60008-01	SLEEVE, 1/4"	1
165	PL	TUBE, 3/8" COPPER - INCLUDES:	1
166	40-60009-02	NUT, 3/8"	1
167	40-60008-02	SLEEVE, 3/8"	1
170	PL	TUBE, 1/4" COPPER	1
175	PL	TUBE, 1/4" COPPER	1
195	73-60010-00	VIBRABSORBER	1
200	44-60046-10	PL* CLAMP	1
212	44-60010-02	PL* CLAMP, TUBE	1
215	44-60010-03	PL* CLAMP, TUBE	1
220	34-01152-30	PL* SCREW, CAP HXHD M6 X 30MM	2
240	34-60095-46	PL* WASHER, LOCK M6 X 18MM	4
245	34-01184-56	PL* NUT, LOCK M6	4
265	14-60045-00	VALVE, SOLENOID	1
NS	14-01110-01	COIL	1
270	14-60046-00	VALVE, SOLENOID	1
NS	14-01110-01	COIL	1
NS	76-60546-00	REPAIR KIT - INCLUDES:	1
NS	14-60058-00	REPAIR KIT	1
NS	14-60059-00	GASKET KIT	1
275	68-61528-00	BRACKET, VALVE	1
280	40-60171-00	TEE, REDUCING	1
285	22-02579-00	COIL COMPRESSOR UNLOADER - INCLUDES:	1
286	22-50078-02SK	CONNECTOR 2 WAYS (MATES WITH 22-50078-01SK)	1
290	34-06026-00	NSI ROLL PIN	1

SUPRA 850 / 850 Mt°

10. EVAPORATOR (STANDARD VERSION)

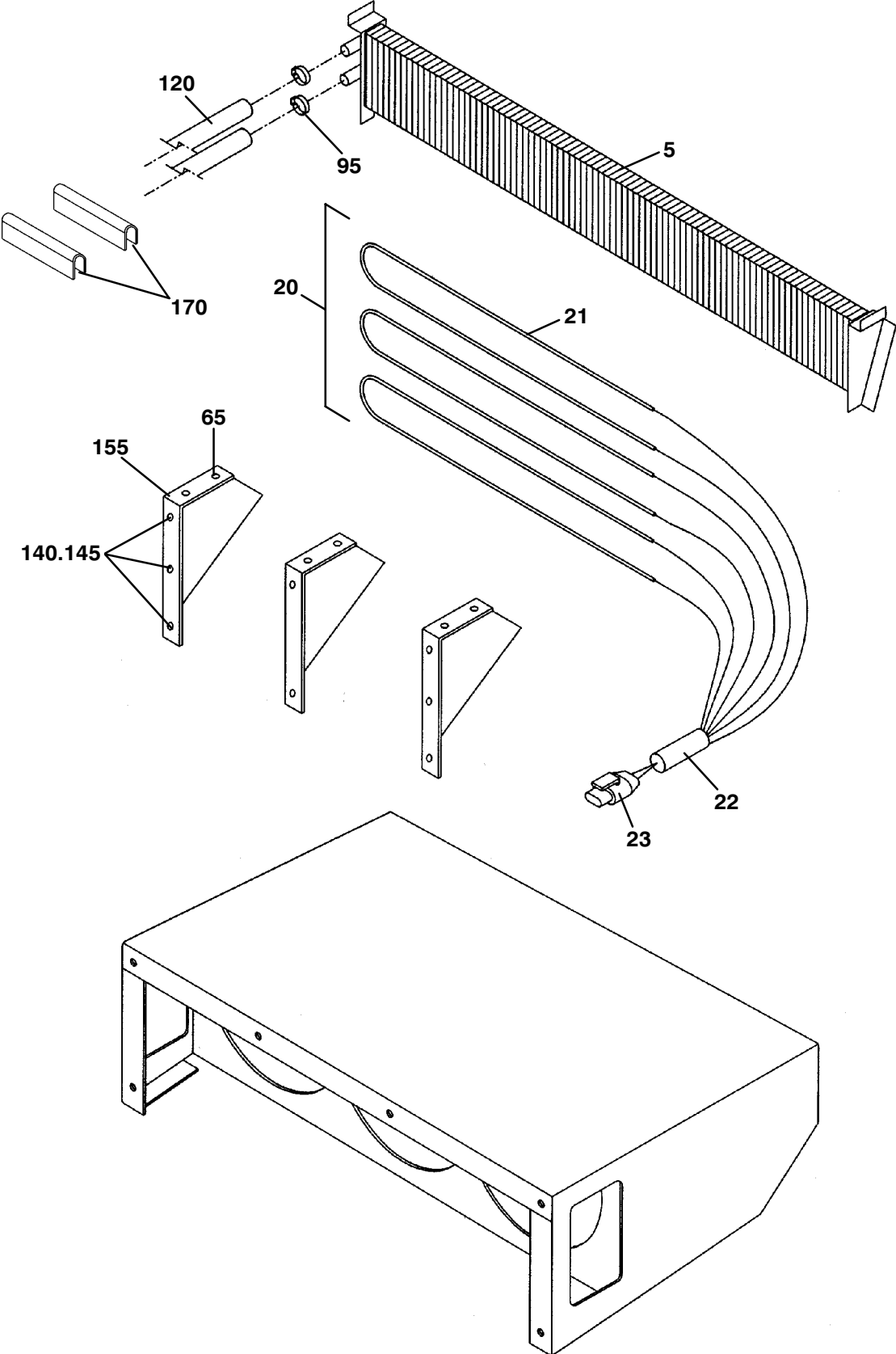


SUPRA 850 / 850 Mt^o

ITEM	PART NO.	DESCRIPTION	QTY
10. EVAPORATOR (STANDARD VERSION)			
1A	22-60116-05	SWITCH DEFROST TERMINATION - INCLUDES:	1
1B	22-02392-00SK	CONNECTOR (MATES WITH 22-01585-00SK)	1
1C	12-00256-03	DEFROST THERMOSTAT	2
2	22-60010-00	RAS SENSOR - INCLUDES :	1
3	22-50078-01SK	CONNECTOR 2 WAYS (MATES WITH 22-50078-02SK)	1
5	34-00873-120 PL*	SCREW, CAP HXHD M10 X 120MM	5
15	34-60000-16 PL*	SCREW, CAP HXHD M5 X 16MM	9
25	34-01184-55 PL*	NUT, LOCK M5	1
35	34-01184-60 PL*	NUT, LOCK M10	8
50	34-60001-20 PL*	SCREW, CAP HXHD M7 X 20MM	9
60	34-60068-20	SCREW, M6 X 20MM	28
65	34-60080-110 PL*	SCREW, CAP HXHD M10 X 110MM	3
70	34-60085-10 PL*	WASHER, M10 X 22MM	16
73	34-60095-29 PL*	WASHER, LOCK M7 X 18MM	9
75	38-00157-00	FAN, EVAP	3
85	42-60007-14	INSULATION, TUBE	0.3M
100	42-60045-00	COMPOUND ROLLER	0.5M
120	44-60042-29	COLLAR, TUBE	4
127	54-60006-13	MOTOR, DC - INCLUDES:	3
128	22-50078-02SK	CONNECTOR 2 WAYS (MATES WITH 22-50078-01SK)	1
129	54-60006-31	CAP, BRUSH HOLDER	2
131	54-60006-30	BRUSH	2
135	58-01296-01	ELBOW, MALE BARBED	2
140	58-60139-00	HOSE, WATER	0.6M
145	58-60325-00	BULKHEAD	1
155	58-60279-02	HOSE, AIR	1
160	58-60297-00	FITTING AIR SENSING	1
165	58-60299-00	PLUG	1
170	62-60063-00	DECAL, R404A	1
175	62-60319-00	DECAL, WARNING CUTTING RISK	1
180	73-60037-00	MOTOR MOUNT	3
185	79-60030-02 NSI	EVAPORATOR ASSY - INCLUDES:	1
186	86-60451-00	DRAIN PAN ASSY	1
187	56-60053-00	TUBE, SERPENTINE	1
190	08-60036-01	HEAT EXCHANGER	1
195	14-60009-05	ORIFICE	1
200	14-60039-02	VALVE, EXPANSION	1
203	34-01152-20	SCREW, CAP HXHD M6 X 20MM	1
210	34-01184-56 PL*	NUT, LOCK M6	2
215	34-60095-27 PL*	WASHER, LOCK M6 X 14MM	2
220	34-60095-46 PL*	WASHER, LOCK M6 X 18MM	2
225	42-00243-04	O-RING	1
230	42-00243-10	O-RING	1
235	44-60041-75 PL*	CLAMP	1
240	44-00293-24 PL*	CLAMP, STEPLESS	2
245	PL	TUBE, SUCT LINE	1
250	PL	TUBE, HOT GAS	1
255	PL	TUBE, LIQ LINE	1
260	PL	TUBE, 1/4" EQUALIZER - INCLUDES:	1
NS	40-60009-01	NUT, 1/4"	1
NS	40-60008-01	SLEEVE, 1/4"	1
265	68-60314-00 NSI	BRACKET	1
280	58-60154-02	GROMMET	1
295	34-60095-25 PL*	WASHER, LOCK M5 X 12MM	10
305	PL	LIQUID LINE ASSY - INCLUDES:	1
NS	14-60007-00	ADAPTER	1
310	40-60004-00	PLUG	1
315	PL	TUBE, HEAT SHRINK	1

SUPRA 850 / 850 Mt^o

11. EVAPORATOR: HEATING KIT (NORDIC VERSION)

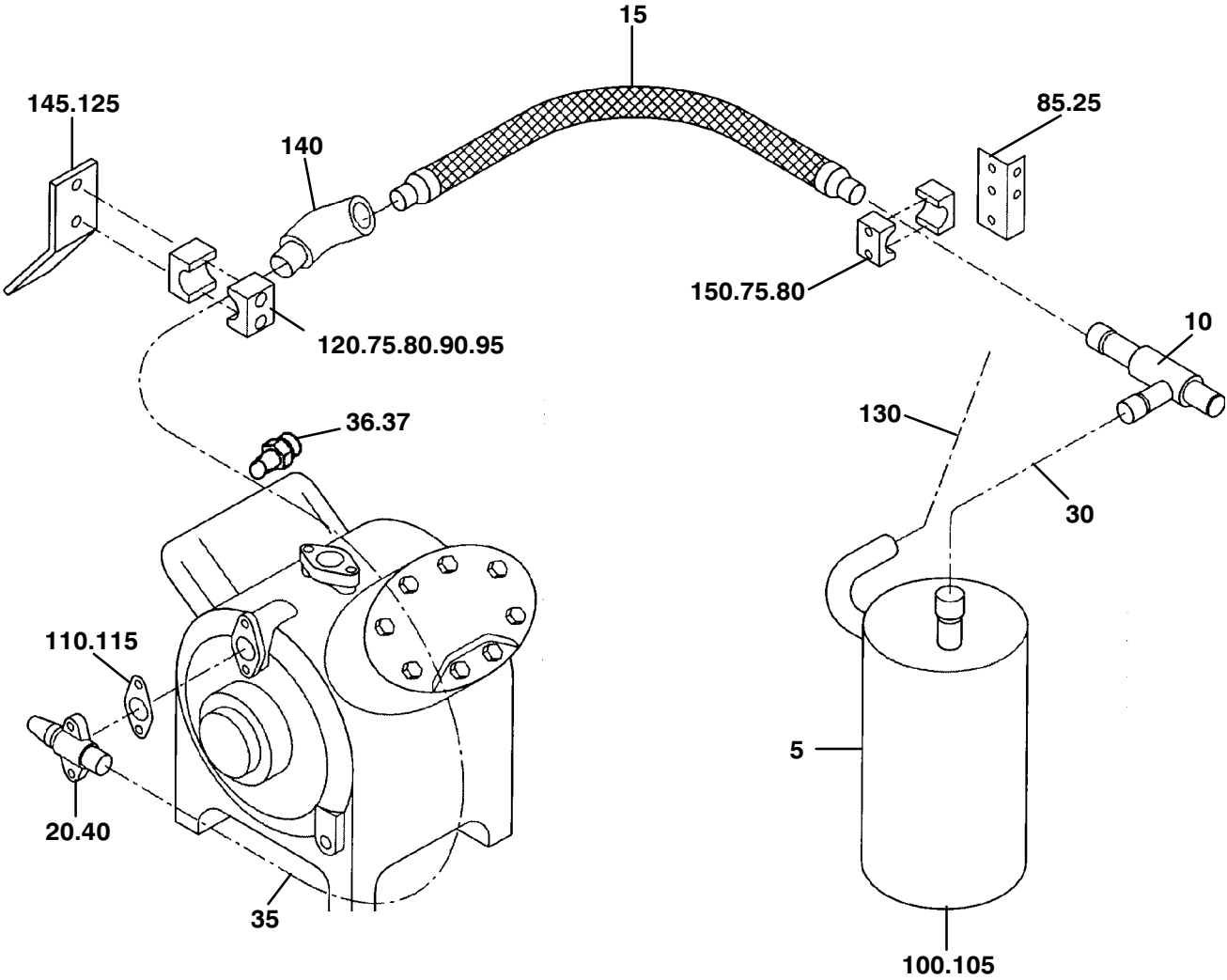


SUPRA 850 / 850 Mt^o

ITEM	PART NO.	DESCRIPTION	QTY
11. EVAPORATOR: HEATING KIT (NORDIC VERSION)			
5	08-60119-01	COIL, HEATER	1
20	24-60029-00	HEATER, ELECTRIC ASSY - INCLUDES:	3
21	24-60023-02	HEATER, 800W 260V	3
22	58-60215-04	TUBE, SLIT	1
23	22-01613-16SK	CONNECTOR 6 WAYS (MATES WITH 22-01613-18SK)	1
65	34-60068-20	SCREW, M6 X 20MM	6
95	44-60042-24 PL*	COLLAR, TUBE	2
120	58-60139-00	HOSE, WATER	1.72M
140	34-01152-20 PL*	SCREW, CAP HXHD M6 X 20MM	8
145	34-60095-27 PL*	WASHER, LOCK M6 X 14MM	8
155	67-60070-00	BRACKET, HEATER	3
170	42-00183-00	TRIM, FLEXIBLE	0.2M

SUPRA 850 / 850 Mt^o

12. ACCUMULATOR ASSEMBLY (STANDARD VERSION)

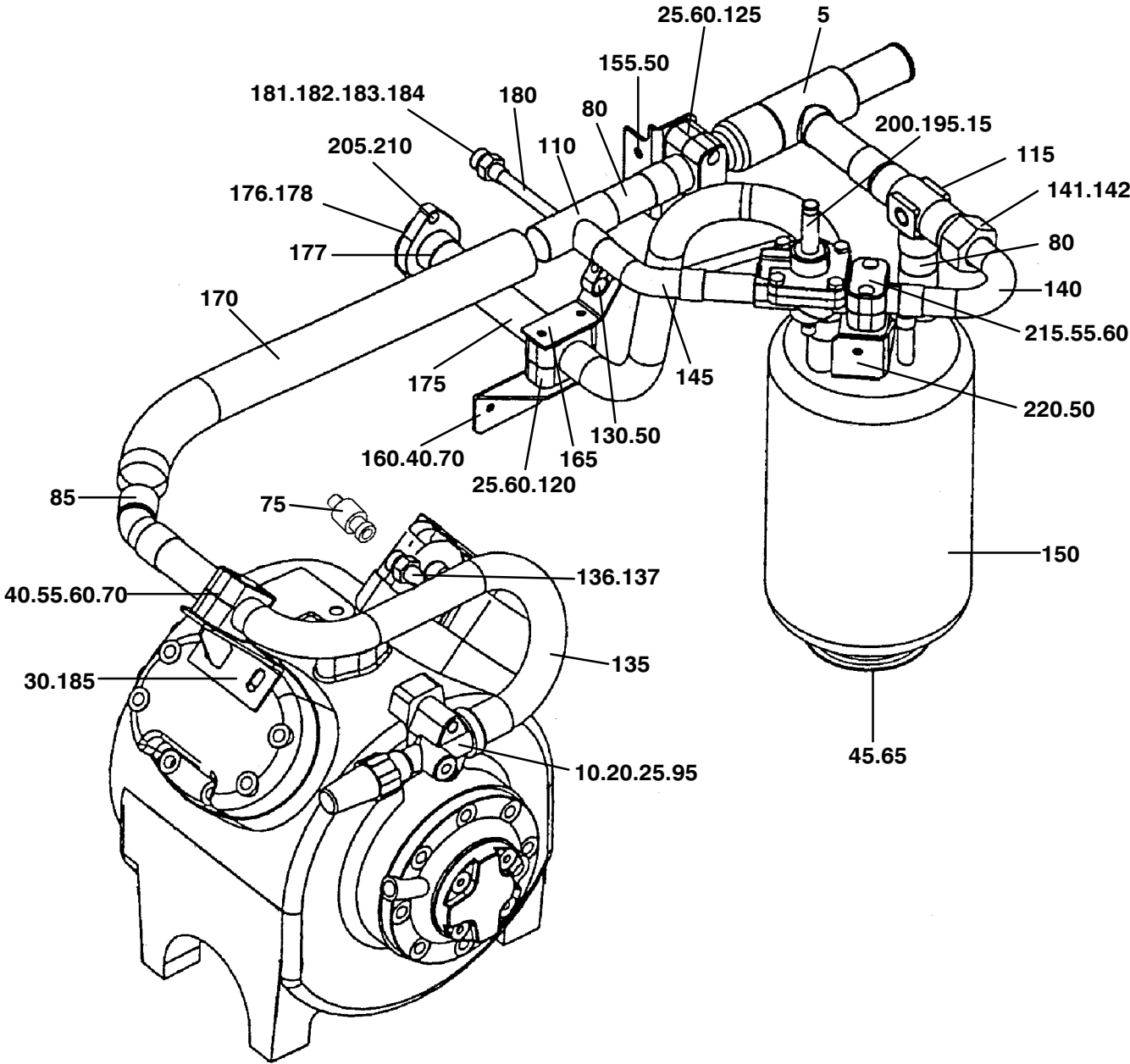


SUPRA 850 / 850 Mt^o

ITEM	PART NO.	DESCRIPTION	QTY
12. ACCUMULATOR ASSEMBLY (STANDARD VERSION)			
5	65-60035-00	ACCUMULATOR	1
10	14-00205-00	VALVE, CPR	1
15	73-60024-02	VIBRABSORBER, SUCTION	1
20	14-01042-03	VALVE, SERVICE	1
25	86-60421-00	BRACKET ASSY	1
30	PL	TUBE, COPPER	1
35	PL	TUBE ASSY, 1-1/8" SUCTION LINE - INCLUDES:	1
NS	40-60159-00	FITTING, 1/4"	1
NS	40-60004-00	PLUG, 1/4"	1
40	40-60155-02	ELBOW, 90°	1
75	34-60082-50	PL* SCREW, CAP SKTHD M6 X 50MM	4
80	34-60084-06	PL* WASHER, LOCK M6 X 10MM	4
85	34-60068-20	SCREW, M6 X 20MM	2
90	34-60095-46	PL* WASHER, LOCK M6 X 18MM	2
95	34-01184-56	PL* NUT, LOCK M6	2
100	34-01184-58	PL* NUT, LOCK M8	1
105	34-60085-09	PL* WASHER, M8 X 22MM	1
110	17-10811-05	GASKET SERVICE	1
115	34-00302-14	PL* SCREW, CAP HXHD	2
120	44-00285-61	PL* CLAMP, TUBE	1
125	68-60601-00	BRACKET	1
130	PL	TUBE, COPPER	1
140	40-00074-09	ELBOW, 45°	1
145	34-00363-13	PL* NUT, HEX	2
150	44-60027-15	PL* CLAMP, TUBE	1

SUPRA 850 / 850 Mt^o

13. ACCUMULATOR ASSEMBLY (MULTITEMPERATURE VERSION)

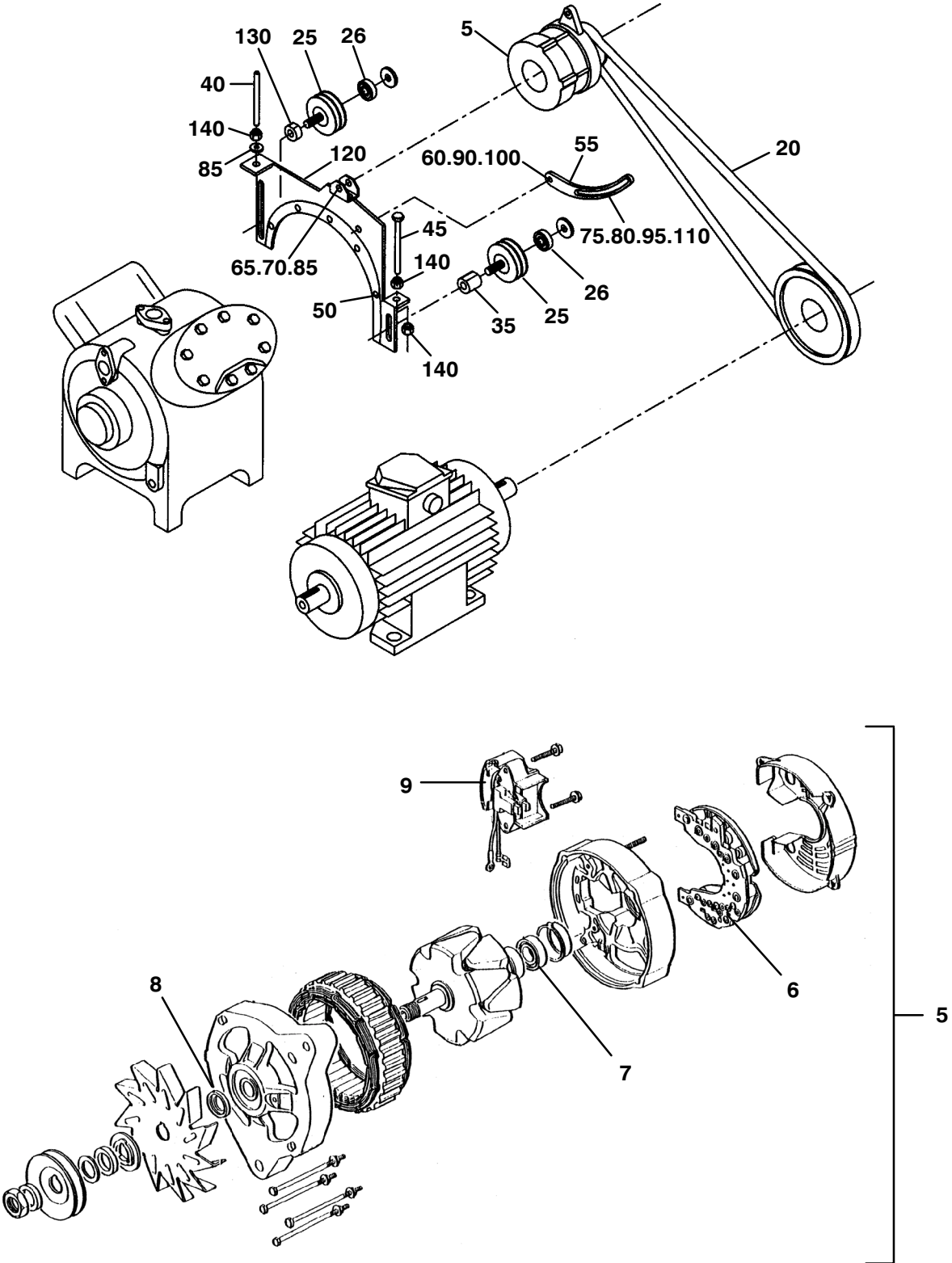


SUPRA 850 / 850 Mt^o

ITEM	PART NO.	DESCRIPTION	QTY
13. ACCUMULATOR ASSEMBLY (MULTITEMPERATURE VERSION)			
5	14-00205-00	VALVE, CPR	1
10	14-01042-03	VALVE, SERVICE	1
15	14-60053-00	VALVE SOLDER	1
NS	16-60000-00	REPAIR KIT	1
NS	16-60001-01	GASKET KIT	1
20	17-10811-05	GASKET SERVICE	1
25	34-00302-14	PL* SCREW, CAP HXHD	2
30	34-00363-13	PL* NUT, HEX	2
35	34-01152-60	PL* SCREW, CAP HXHD M6 X 60MM	4
40	34-01184-56	PL* NUT, LOCK M6	4
45	34-01184-58	PL* NUT, LOCK M8	1
50	34-60068-20	SCREW, M6 X 20MM	5
55	34-60082-50	PL* SCREW, CAP SKTHD M6 X 50MM	4
60	34-60084-06	PL* WASHER, LOCK M6 X 10MM	8
65	34-60085-09	PL* WASHER, M8 X 22MM	1
70	34-60095-46	PL* WASHER, LOCK M6 X 18MM	6
75	12-00283-00	TRANSDUCER SUCTION PRESSURE (MATES WITH 22-02392-00SK)	1
80	PL	TUBE, 1-1/8" COPPER	0.205M
85	40-00074-09	ELBOW	1
95	40-60155-02	ELBOW, 90°	1
110	40-00169-09	NSI TEE, REDUCING	1
115	40-60204-00	TEE	1
120	44-00285-61	PL* CLAMP, TUBE	2
125	44-60027-15	PL* CLAMP, TUBE	1
130	44-60006-04	PL* CLAMP, DOUBLE	1
135	PL	TUBE ASSY, 1-1/8" SUCTION LINE - INCLUDES:	1
136	40-60159-00	FITTING, 1/4"	1
137	40-60004-00	PLUG, 1/4"	1
140	PL	TUBE ASSY, 7/8" SUCTION LINE - INCLUDES:	1
141	40-60009-06	NUT, 7/8"	1
142	40-60008-06	SLEEVE, 7/8"	1
145	PL	TUBE, 7/8" COPPER	1
150	65-60026-01	ACCUMULATOR	1
155	67-60136-00	BRACKET ASSY	1
160	68-60732-00	BRACKET, TUBE	1
165	68-60733-00	BRACKET, TUBE	1
170	73-60024-05	DISCHARGE VIBRABSORBER	1
175	PL	TUBE ASSY, SUCTION LINE - INCLUDES:	1
176	40-60206-01	ADAPTER, FLANGE (MATES WITH 40-60206-00)	1
177	42-00243-06	O-RING	1
178	40-00072-60	ELBOW, 90° 1"1/8'	1
180	PL	TUBE ASSY, LIQUID LINE 3/8" - INCLUDES:	1
181	40-60007-02	FITTING, 3/8"	1
182	40-60010-02	NUT, 3/8"	1
183	42-00243-09	O-RING	1
184	40-00071-40	ELBOW, 90° 3/8"	1
185	86-60421-00	BRACKET ASSY	1
195	22-02579-00	COIL - INCLUDES:	1
NS	22-50078-02SK	CONNECTOR (MATES WITH 22-50078-01SK)	1
200	34-06026-00	NSI ROLL PIN	1
205	34-01184-08	PL* NUT, LOCK M8	2
210	34-01153-45	PL* SCREW, CAP HXHD M8 X 45MM	2
215	44-00285-57	PL* CLAMP, TUBE	1
220	67-60179-00	BRACKET ASSY	1

SUPRA 850 / 850 Mt^o

14. ALTERNATOR (STANDARD VERSION)

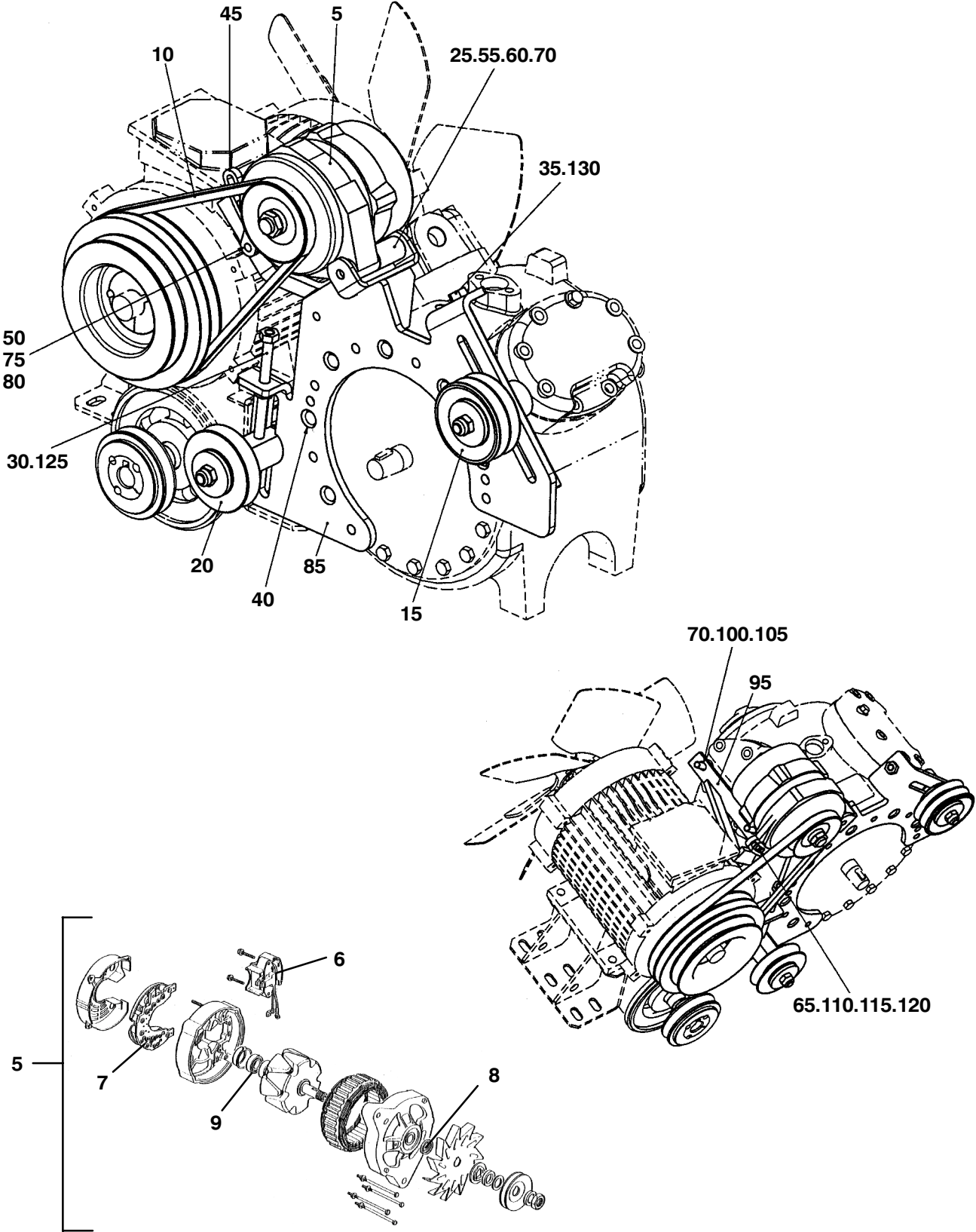


SUPRA 850 / 850 Mt^o

ITEM	PART NO.	DESCRIPTION	QTY
14. ALTERNATOR (STANDARD VERSION)			
5	30-60050-04	ALTERNATOR, 14V 70A - INCLUDES:	1
6	30-60050-21	DIODE BRIDGE	1
7	04-60008-19	BEARING, FRONT	1
8	04-60008-04	BEARING, REAR	1
9	30-60050-20	REGULATOR AND BRUSH	1
20	50-00179-14	BELT, ALTERNATOR / MOTOR AC	1
25	50-60156-01	PULLEY ASSY IDLER - INCLUDES:	2
26	04-60008-19	BEARING	2
35	48-60010-03	SPACER	1
40	86-60365-00	TIE ROD, ADJUSTING	1
45	34-60081-100 PL*	SCREW, HM 10-100MM	1
50	34-00304-10 PL*	SCREW, CAP HXHD	6
55	68-60017-00	BRACKET	1
60	34-00876-30 PL*	SCREW, CAP HXHD M8 X 30MM	1
65	34-00873-70 PL*	SCREW, CAP HXHD M10-70MM	1
70	34-01184-60 PL*	NUT, LOCK M10	1
75	34-01184-56 PL*	NUT, LOCK M6	1
80	34-01152-35 PL*	SCREW, CAP HXHD M6 X 35MM	1
85	34-00944-10 PL*	WASHER, FLAT M10	3
90	34-01184-58 PL*	NUT, LOCK M8	1
95	34-60095-27 PL*	WASHER, LOCK M6 X 14MM	1
100	34-60085-09 PL*	WASHER, M8 X 22MM	2
110	34-01249-20	SPACER, M6 X 25MM	2
120	86-60710-01	BRACKET, ALTERNATOR / IDLER	1
130	48-60173-00	SPACER	1
140	34-00946-10 PL*	NUT, HEX M10	2

SUPRA 850 / 850 Mt^o

15. ALTERNATOR (MULTITEMPERATURE VERSION)

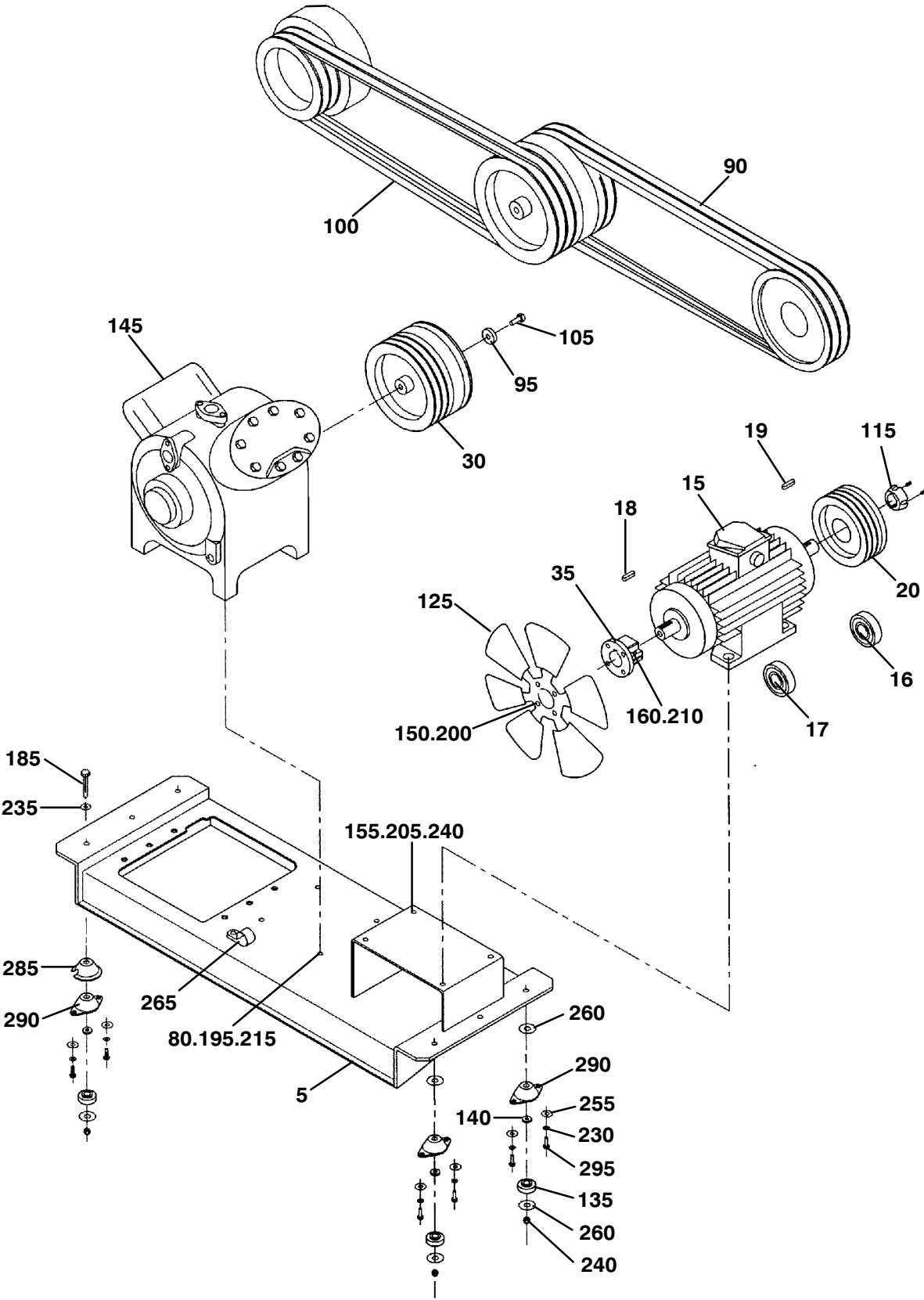


SUPRA 850 / 850 Mt^o

ITEM	PART NO.	DESCRIPTION	QTY
15. ALTERNATOR (MULTITEMPERATURE VERSION)			
5	30-60050-03	ALTERNATOR, 14V 50A - INCLUDES:	1
6	30-60050-21	DIODE BRIDGE	1
7	04-60008-19	BEARING, FRONT	1
8	04-60008-04	BEARING, REAR	1
9	30-60050-20	REGULATOR AND BRUSH	1
10	50-60198-15	BELT, ALTERNATOR / MOTOR AC	1
15	50-60311-00	PULLEY ASSY - INCLUDES:	1
NS	04-60008-19	BEARING	2
20	50-60312-00	PULLEY ASSY - INCLUDES:	1
NS	04-60008-19	BEARING	2
25	48-60341-00	SPACER	1
30	34-60081-140 PL*	SCREW, HM10 X 140MM	1
35	86-60913-01	ROD ASSY	1
40	34-00913-10 PL*	SCREW, CAP HXHD 3/8-16 X 1.25MM	6
45	68-61741-00	BRACKET	1
50	34-00876-35 PL*	SCREW, CAP HXHD M8 X 35MM	1
55	34-60080-110 PL*	SCREW, CAP HXHD M10 X 110MM	1
60	34-01184-60 PL*	NUT, LOCK M10	1
65	34-01152-40 PL*	SCREW, CAP HXHD M6 X 40MM	1
70	34-00944-10 PL*	WASHER, FLAT M10	5
75	34-01184-58 PL*	NUT, LOCK M8	2
80	34-60085-09 PL*	WASHER, M8 X 22MM	4
85	86-60909-00	BRACKET ASSY	1
95	86-60822-00	SUPPORT ASSY	1
100	34-60168-00	STUD	2
105	34-00363-13 PL*	NUT, HEX	2
110	34-01249-20	SPACER, M6 X 25MM	2
115	34-60095-27 PL*	WASHER, LOCK M6 X 14MM	1
120	34-01184-56 PL*	NUT, LOCK M6	1
125	34-00946-10 PL*	NUT, HEX M10	1
130	34-60085-10 PL*	WASHER, M10 X 22MM	1

SUPRA 850 / 850 Mt^o

16. DRIVE KIT (STANDARD VERSION)



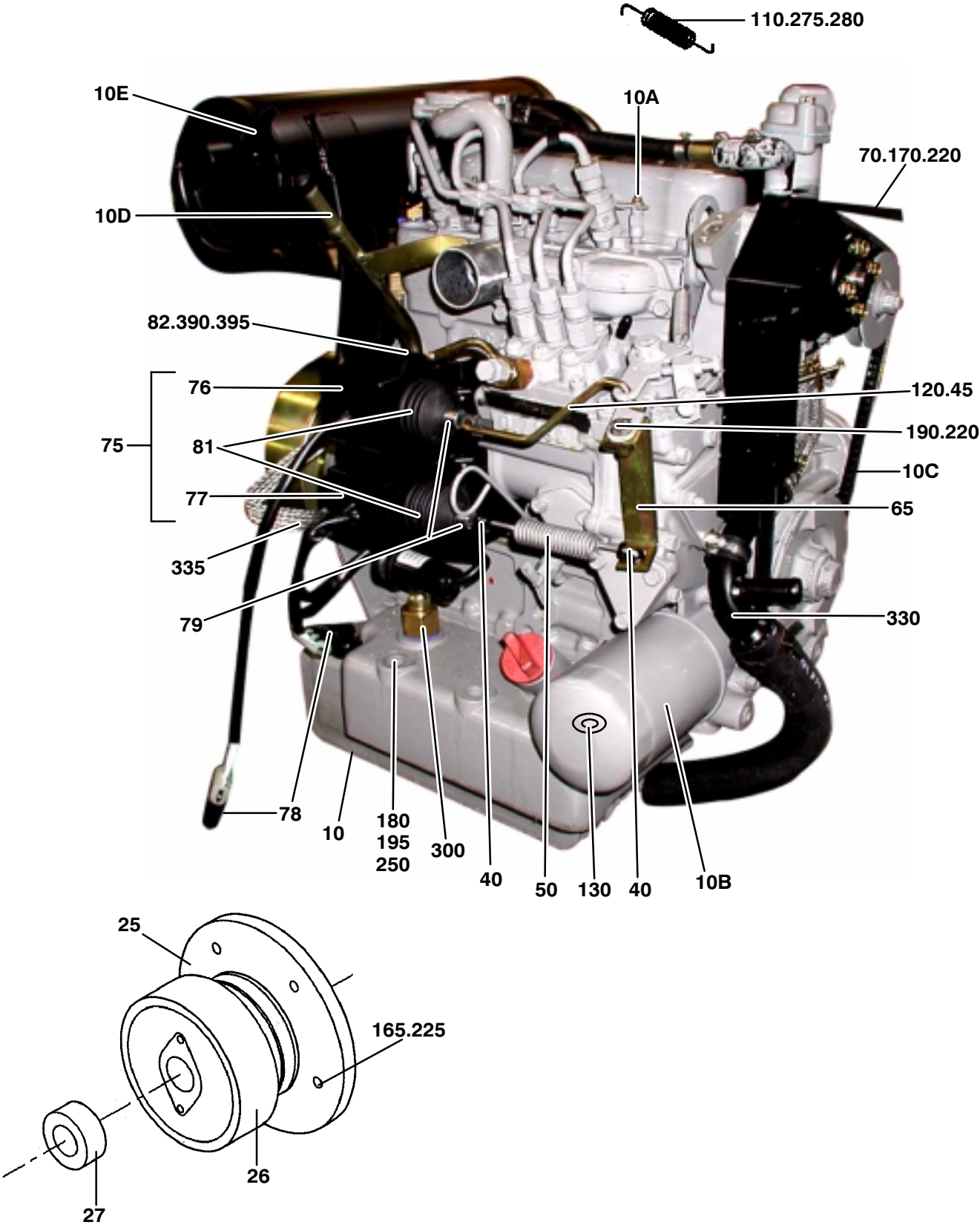
SUPRA 850 / 850 Mt^o

ITEM	PART NO.	DESCRIPTION	QTY
16. DRIVE KIT (STANDARD VERSION)			
5	86-60032-01	NSI POWER TRAY	1
15	54-60000-03	MOTOR, AC 4.8 KW/50HZ - INCLUDES:	1
15	54-00139-00	MOTOR (SHELL ONLY) - INCLUDES:	1
16	04-60008-32	BEARING	1
17	04-60008-27	BEARING	1
18	34-60022-01	KEY, 8X7X30 2BR	1
19	34-60022-00	KEY, 8X7X40 2BR	1
20	50-60183-02	PULLEY	1
30	50-60017-00	PULLEY	1
35	48-60001-00	CONDENSER FAN ADAPTATER	1
80	34-00308-12	PL* SCREW, CAP HXHD	4
90	50-00179-54	BELT, COMPRESSOR / MOTOR AC	2
95	48-60172-00	WASHER, SPECIAL	1
100	50-00179-56	BELT, COMPRESSOR / ENGINE	2
105	34-00615-08	PL* SCREW, CAP HXHD	1
115	04-00049-13	BUSHING	1
125	38-60000-01	FAN CONDENSER	1
135	73-00096-02	SHOCKMOUNT	4
140	48-60011-00	SPACER	4
145	18-00063-01	NSI COMPRESSOR 05K4 R404A *	1
145	18-00063-31RM	COMPRESSOR 05K4 REMAN *	1
150	34-00876-16	PL* SCREW, HXHD M8 X 16MM	4
155	34-00873-40	PL* SCREW, CAP HXHD M10 X 40MM	4
160	34-60087-30	PL* SCREW, M8 X 30MM	2
185	34-00873-85	PL* SCREW, CAP HXHD M10 X 85MM	4
195	48-60008-00	SPACER	16
200	34-00945-08	PL* WASHER, LOCK M8	4
205	34-60085-10	PL* WASHER, M10 X 22MM	8
210	34-60097-08	PL* WASHER, LOCK M8 X 22MM	2
215	34-00368-15	PL* WASHER, LOCK	4
230	34-00945-10	PL* WASHER, LOCK	12
235	34-00944-10	PL* WASHER, FLAT M10	4
240	34-01184-60	PL* NUT, LOCK M10	8
255	34-01249-26	SPACER, M10 X 25MM	12
260	34-01249-22	SPACER, M10 X 50MM	6
265	44-01139-02	PL* CABLE CLAMP	1
285	73-00154-01	SHOCKMOUNT COVER	3
290	73-00154-03	SHOCKMOUNT	6
295	34-00873-25	PL* SCREW, CAP HXHD M10 X 25MM	8

* SEE MANUAL 62-60572-00

SUPRA 850 / 850 Mt^o

16. DRIVE KIT (STANDARD VERSION) (CONTINUED)



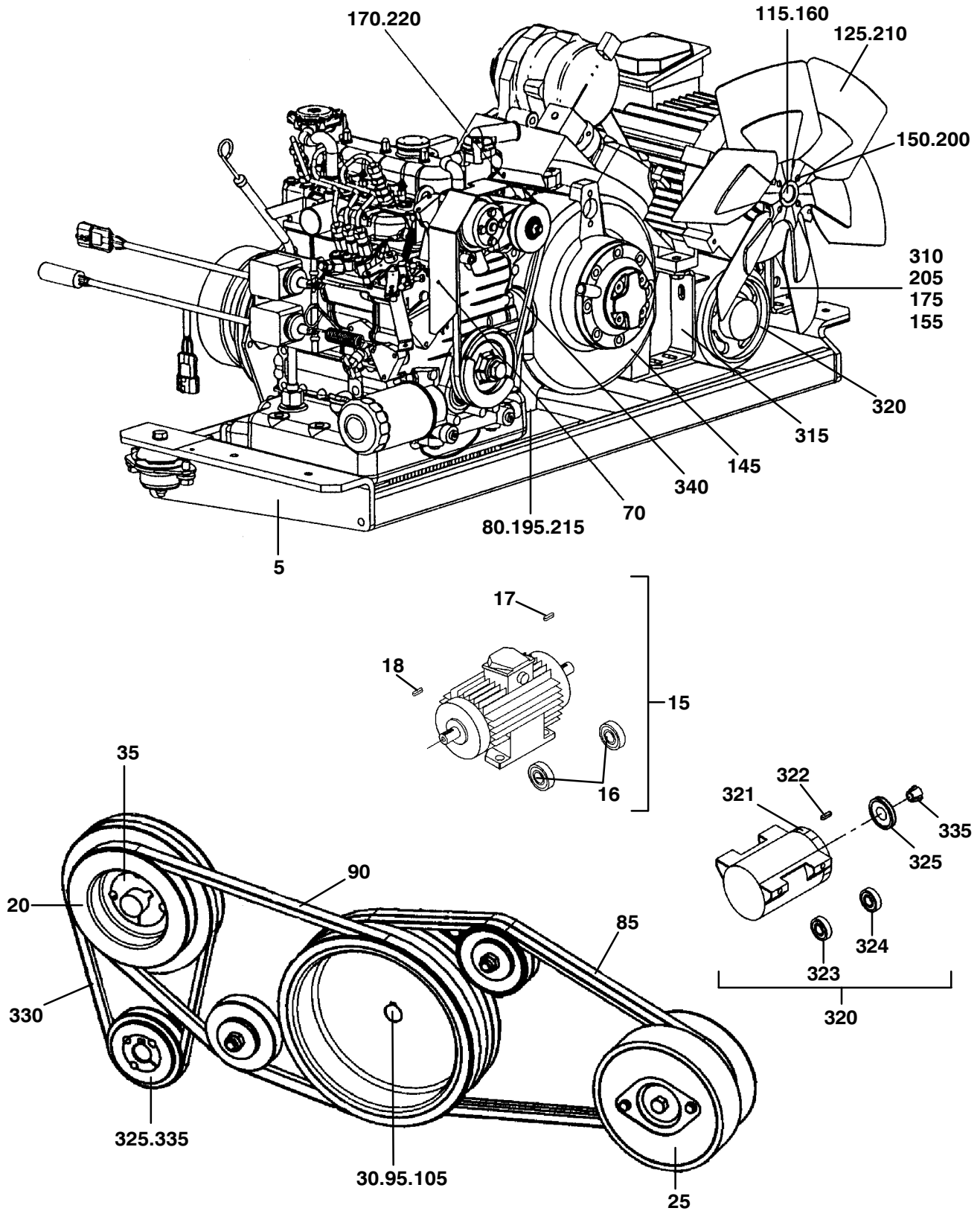
SUPRA 850 / 850 Mt^o

ITEM	PART NO.	DESCRIPTION	QTY
16. DRIVE KIT (STANDARD VERSION) (CONTINUED)			
10	26-60000-02	ENGINE, CT3-44TV * - INCLUDES:	1
10A	29-70157-00	GLOW PLUG	3
10B	941172	OIL FILTER	1
10C	50-60197-04	BELT, WATER PUMP	1
10D	79-60519-00	TUBE ASSY, GAUGE OIL - INCLUDES:	1
NS	42-00243-07	O-RING	1
10E	30-60043-00	GAUGE, OIL	1
25	50-60029-00	CLUTCH ASSY - INCLUDES:	1
26	50-60041-00	ROTOR ASSY - INCLUDES:	1
27	50-60012-06	BEARING	1
NS	50-50052-00	CLUTCH SERVICE KIT	1
40	44-60013-01	CLIP	2
45	44-60095-00	CLAMP	1
50	73-60036-03	SPRING	1
65	68-60858-01	LEVER	1
70	68-60055-00	COVER ENGINE, WATER PUMP	1
75		SOLENOID ASSY - INCLUDES:	1
76	10-00395-00	SOLENOID, RUN - INCLUDES:	1
77	10-00395-02	SOLENOID, SPEED - INCLUDES:	1
78	22-50078-08SK	CONNECTOR 3 WAYS (MATES WITH 22-50078-05SK)	1
79	10-00395-50	PLUNGER	2
81	10-00395-51	PROTECTIVE BOOT	2
82	68-60526-00	BRACKET	1
110	73-60005-00	SPRING SPEED CONTROL	1
120	73-60062-01	ROD LINKAGE, STOP	1
130	34-60083-12	NUT, LOCK HM M12	1
170	34-01152-10 PL*	SCREW, CAP HXHD M6 X 10MM	1
180	34-00740-110 PL*	SCREW, CAP HXHD M12 X 110MM	6
190	34-01152-16 PL*	SCREW, CAP HXHD M6 X 16MM	1
195	48-60008-00 PL*	SPACER	16
220	34-60095-27 PL*	WASHER, LOCK M6 X 14MM	7
225	34-60085-09 PL*	WASHER, M8 X 22MM	5
250	34-01184-62 PL*	NUT, LOCK M12	5
275	30-60058-00	LOCKSPEED LEVER	1
280	30-60058-01	WIRE LEAD WORK	0.2M
300	48-60339-00	FITTING	1
330	56-60658-00	WATER TUBE	1
335	22-60359-00	STRAP GROUND	2
390	34-60095-34 PL*	WASHER, FLAT M12	2
395	34-60163-00 PL*	NUT, HM12	2

* SEE D20128301P05

SUPRA 850 / 850 Mt^o

17. DRIVE KIT (MULTITEMPERATURE VERSION)



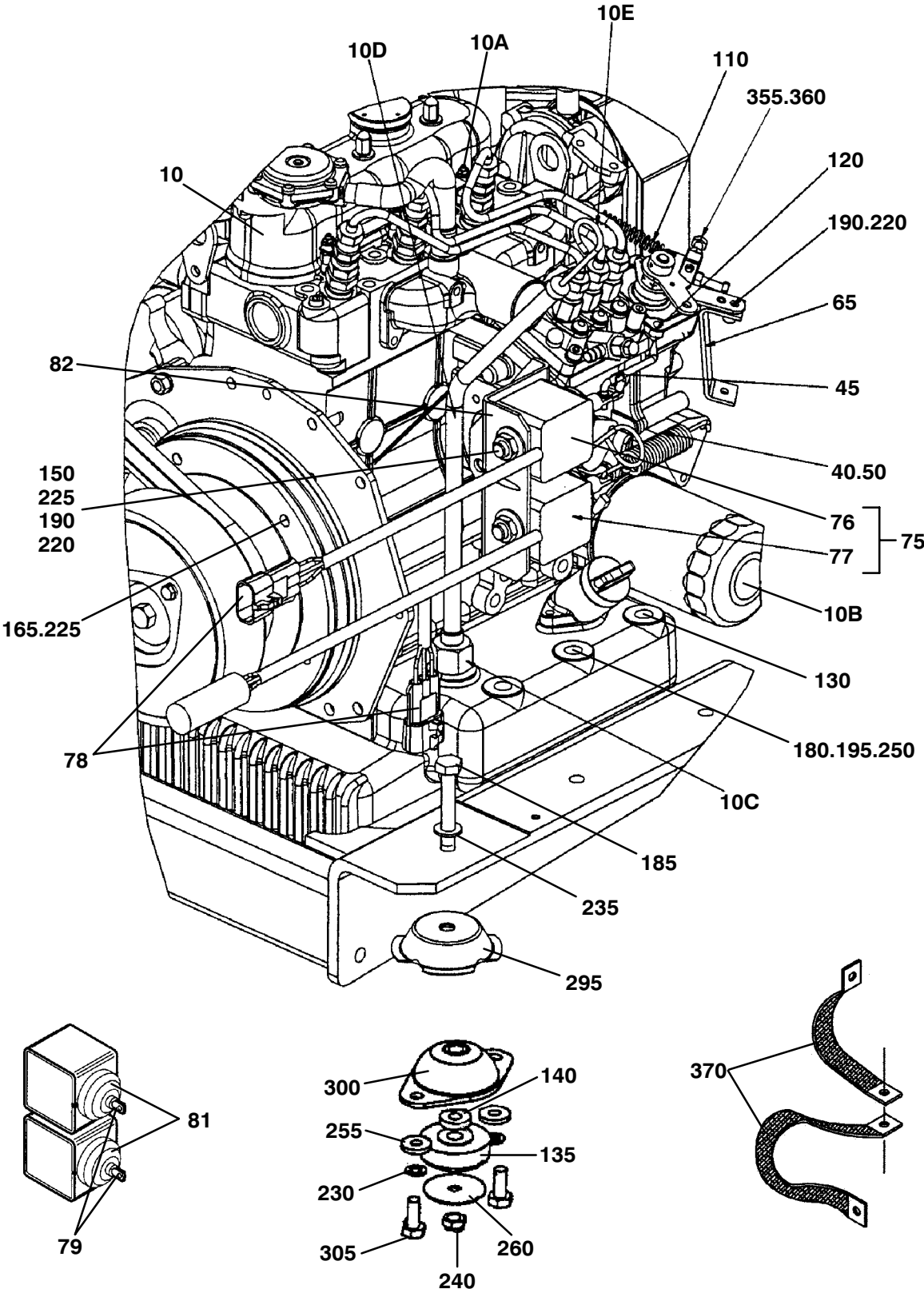
SUPRA 850 / 850 Mt^o

ITEM	PART NO.	DESCRIPTION	QTY
17. DRIVE KIT (MULTITEMPERATURE VERSION)			
5	86-60843-01	NSI POWER TRAY	1
15	54-60030-02	MOTOR, AC 6.2 KW - INCLUDES:	1
16	04-60008-32	BEARING	2
17	34-60064-00	KEY, 8 X 7 X 45 2BR	1
18	34-60022-01	KEY, 8 X 7 X 30 2BR	1
20	50-60310-00	PULLEY, MOTOR	1
25	50-60029-00	CLUTCH - INCLUDES:	1
NS	50-60251-01	CLUTCH SERVICE KIT	1
30	50-60308-00	PULLEY, COMPRESSOR	1
35	48-60001-00	BUSHING CONDENSER FAN	1
70	68-60055-00	GUARD BELT, WATER PUMP	1
80	34-00308-12	PL* SCREW, CAP HXHD	4
85	50-60288-33	BELT, COMPRESSOR / ENGINE	1
90	50-60289-09	BELT, COMPRESSOR / ELECTRIC MOTOR	1
95	48-60172-00	WASHER, SPECIAL	1
105	34-60119-02	PL* SCREW, CAP HXHD	1
115	04-00049-18	BUSHING	1
125	38-60000-01	FAN, CONDENSER	1
145	18-00063-04	COMPRESSOR 05K4 *	1
150	34-00876-16	PL* SCREW, HXHD M8 X 16MM	6
155	34-00873-40	PL* SCREW, CAP HXHD M10 X 40MM	4
160	34-60087-30	PL* SCREW, M8 X 30MM	2
165	34-00876-20	PL* SCREW, CAP HXHD M8 X 20MM	6
170	34-01152-10	PL* SCREW, CAP HXHD M6 X 10MM	1
175	34-00873-25	PL* SCREW, CAP HXHD M10 X 25MM	14
195	48-60008-00	SPACER	16
200	34-00945-08	PL* WASHER, LOCK M8	4
205	34-60085-10	PL* WASHER, M10 X 22MM	14
210	34-60097-08	PL* WASHER, LOCK M8 X 22MM	2
215	34-00368-15	PL* WASHER, LOCK	4
220	34-60095-27	PL* WASHER, LOCK M6 X 14MM	4
310	86-60232-01	BRACKET ASSY	1
315	86-60233-01	BRACKET ASSY	1
320	54-60029-01	ALTERNATOR, 50/60HZ 230/276V - INCLUDES:	1
NS	54-60032-60	COVER	1
NS	22-01613-16SK	CONNECTOR 6 WAYS (MATES WITH 22-01613-18SK)	1
321	54-60032-52	FAN	1
322	34-60022-00	KEY, 8X7X40 2BR	1
323	54-60032-54	BEARING, REAR	1
324	54-60032-61	BEARING, FRONT	1
325	50-60075-00	PULLEY, GENERATOR	1
330	50-60198-11	BELT, ELECTRIC MOTOR / ALTERNATOR	1
335	04-00049-03	BUSHING, HUB	1
340	50-60197-04	BELT, WATER PUMP ENGINE (INCLUDES IN ENGINE CT 3.44TV)	1

* SEE MANUAL 62-60572-00

SUPRA 850 / 850 Mt^o

17. DRIVE KIT (MULTITEMPERATURE VERSION) (CONTINUED)



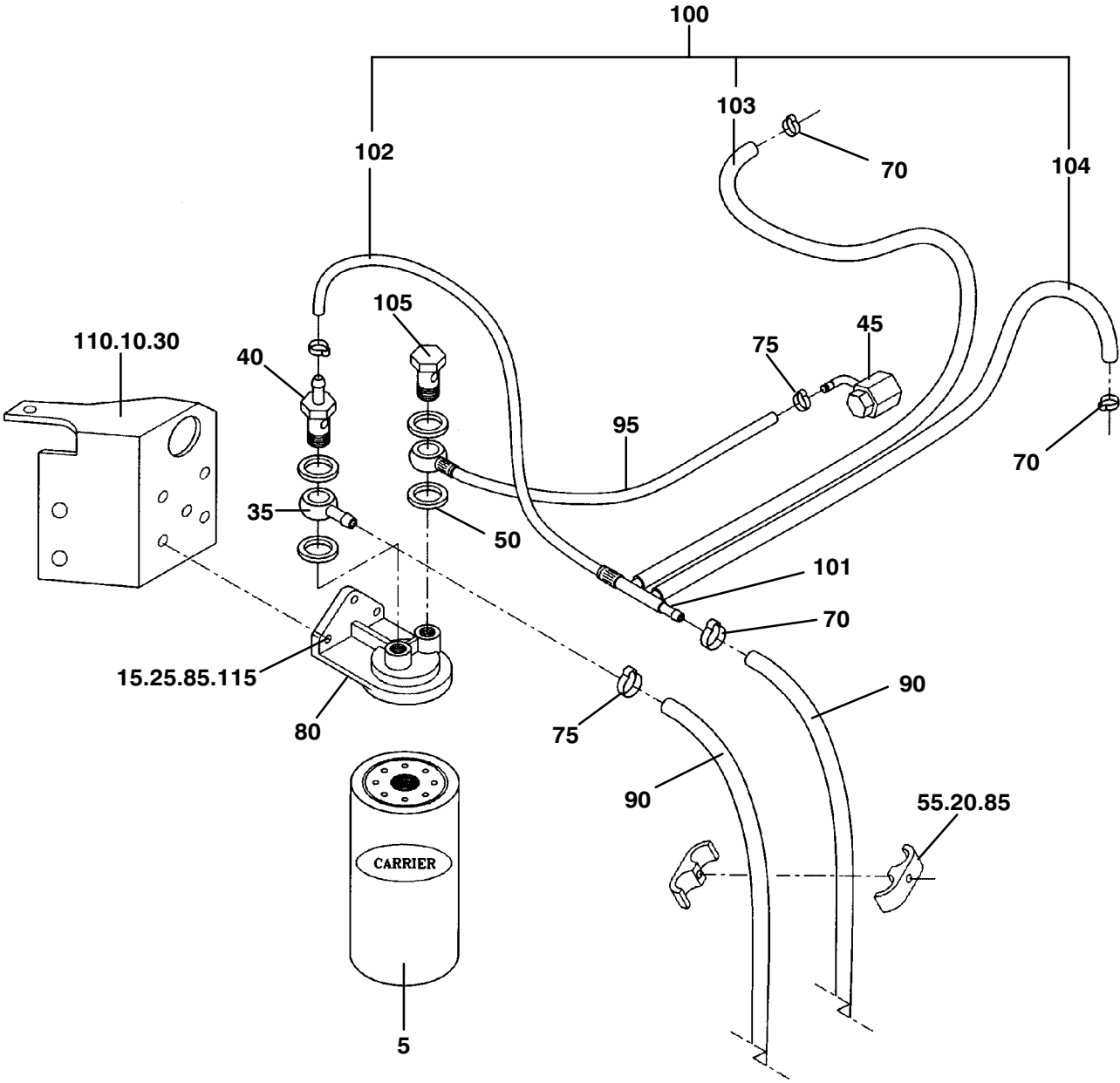
SUPRA 850 / 850 Mt^o

ITEM	PART NO.	DESCRIPTION	QTY
17. DRIVE KIT (MULTITEMPERATURE VERSION) (CONTINUED)			
10	26-60000-02	ENGINE, CT 3.44TV * - INCLUDES:	1
10A	29-70157-00	GLOW PLUG	3
10B	941172	OIL FILTER	1
10C	48-60339-00	FITTING	1
10D	79-60519-00	TUBE ASSY, GAUGE OIL	1
10E	30-60043-00	GAUGE, OIL	1
40	44-60013-01	CLIP RETAINING	2
45	44-60095-00	CLAMP	1
50	73-60070-01	SPRING	1
65	68-60858-01	LEVER	1
75		SOLENOID ASSY - INCLUDES:	1
76	10-00395-00	SOLENOID, RUN - INCLUDES:	1
77	10-00395-02	SOLENOID, SPEED - INCLUDES:	1
78	22-50078-08SK	CONNECTOR 3 WAYS (MATES WITH 22-50078-05SK)	1
79	10-00395-50	PLUNGER	2
81	10-00395-51	PROTECTIVE BOOT	2
82	68-60526-00	BRACKET	1
110	73-60005-00	SPRING SPEED CONTROL	1
120	73-60062-01	ROD, LINKAGE STOP	1
130	34-60083-12 PL*	NUT, LOCK HM M12	1
135	73-00096-02	SHOCKMOUNT	4
140	48-60011-01	SPACER	4
150	34-00876-16 PL*	SCREW, CAP HXHD M8 X 16MM	14
165	34-00876-20 PL*	SCREW, CAP HXHD M8 X 20MM	5
180	34-00740-110 PL*	SCREW, CAP HXHD M12 X 110MM	6
185	34-00873-85 PL*	SCREW, CAP HXHD M10 X 85MM	4
190	34-01152-16 PL*	SCREW, CAP HXHD M6 X 16MM	2
195	48-60008-00	SPACER	16
220	34-60095-27 PL*	WASHER, LOCK M6 X 14MM	7
225	34-60085-09 PL*	WASHER M8 X 22MM	5
230	34-00945-10 PL*	WASHER, LOCK	8
235	34-00944-10 PL*	WASHER, FLAT M10	4
240	34-01184-60 PL*	NUT, LOCK M10	4
245	34-01184-56 PL*	NUT, LOCK M6	4
250	34-01184-62 PL*	NUT, LOCK M12	5
255	34-01249-26	SPACER, M10 X 25MM	12
260	34-01249-22	SPACER, M10 X 50MM	7
295	73-00154-01	SHOCKMOUNT COVER	3
300	73-00154-03	SHOCKMOUNT	6
305	34-00873-20 PL*	SCREW, CAP HXHD M10 X 20MM	8
355	34-01152-25 PL*	SCREW, CAP HXHD M6 X 25MM	1
360	34-00946-56 PL*	NUT, HEX M6	1
370	22-60359-00	STRAP GROUND	2

* SEE D20128301P05

SUPRA 850 / 850 Mt^o

18. FUEL SYSTEM

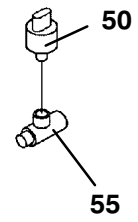
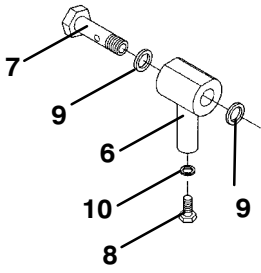


SUPRA 850 / 850 Mt^o

ITEM	PART NO.	DESCRIPTION	QTY
18. FUEL SYSTEM			
5	30-00302-00	FILTER, FUEL	1
10	34-00876-25 PL*	SCREW, CAP HXHD M8 X 25MM	3
15	34-01152-25 PL*	SCREW, CAP HXHD M6 X 25MM	3
20	34-01152-35 PL*	SCREW, CAP HXHD M6 X 35MM	1
25	34-01184-56 PL*	NUT, LOCK M6	3
30	34-60085-09 PL*	WASHER, M8 X 22MM	3
35	40-60026-03	FITTING, TUBE PRIOR TO SERIAL NUMBER TB103271 FOR STANDARD PRIOR TO SERIAL NUMBER GB101170 FOR Mt^o	1
35	79-60512-02	BANJO ASSY, 3/8" QUICK CONNECT STARTING WITH SERIAL NUMBER TB214011 FOR STANDARD STARTING WITH SERIAL NUMBER GB213020 FOR Mt^o	1
40	40-60063-00	SCREW, HOLLOW	1
45	40-60064-00	FITTING, FUEL-LINE INLET	1
50	42-60025-00	SEAL BONDED	4
55	44-60006-00 PL*	CLAMP, DOUBLE	1
70	44-60042-03 PL*	COLLAR, TUBE	3
75	44-60042-04 PL*	COLLAR, TUBE	3
80	48-60063-00	FILTER HEAD	1
85	34-60095-27	WASHER, LOCK M6 X 14MM	4
90	58-60065-02	HOSE, FUEL	CUT TO LENGHT
95	58-60185-02	HOSE ASSY, FUEL	1
100		HOSE ASSY, FUEL - INCLUDES: PRIOR TO SERIAL NUMBER TB103271 FOR STANDARD PRIOR TO SERIAL NUMBER GB101170 FOR Mt^o	1 1
101	40-60073-00	FUEL FITTING	1
102	58-60588-00	HOSE, FUEL (LENGHT 140)	1
103	58-60588-00	HOSE, FUEL (LENGHT 300)	1
104	58-60588-00	HOSE, FUEL (LENGHT 260)	1
100	79-60511-03	HOSE ASSY, FUEL QUICK CONNECT STARTING WITH SERIAL NUMBER TB214011 FOR STANDARD STARTING WITH SERIAL NUMBER GB213020 FOR Mt^o	1 1
105	30-60055-05	BOLT, BANJO	1
110	86-60066-00	BRACKET	1
115	34-60095-46 PL*	WASHER, LOCK M6 X 18MM	3

SUPRA 850 / 850 Mt^o

19. OIL SYSTEM

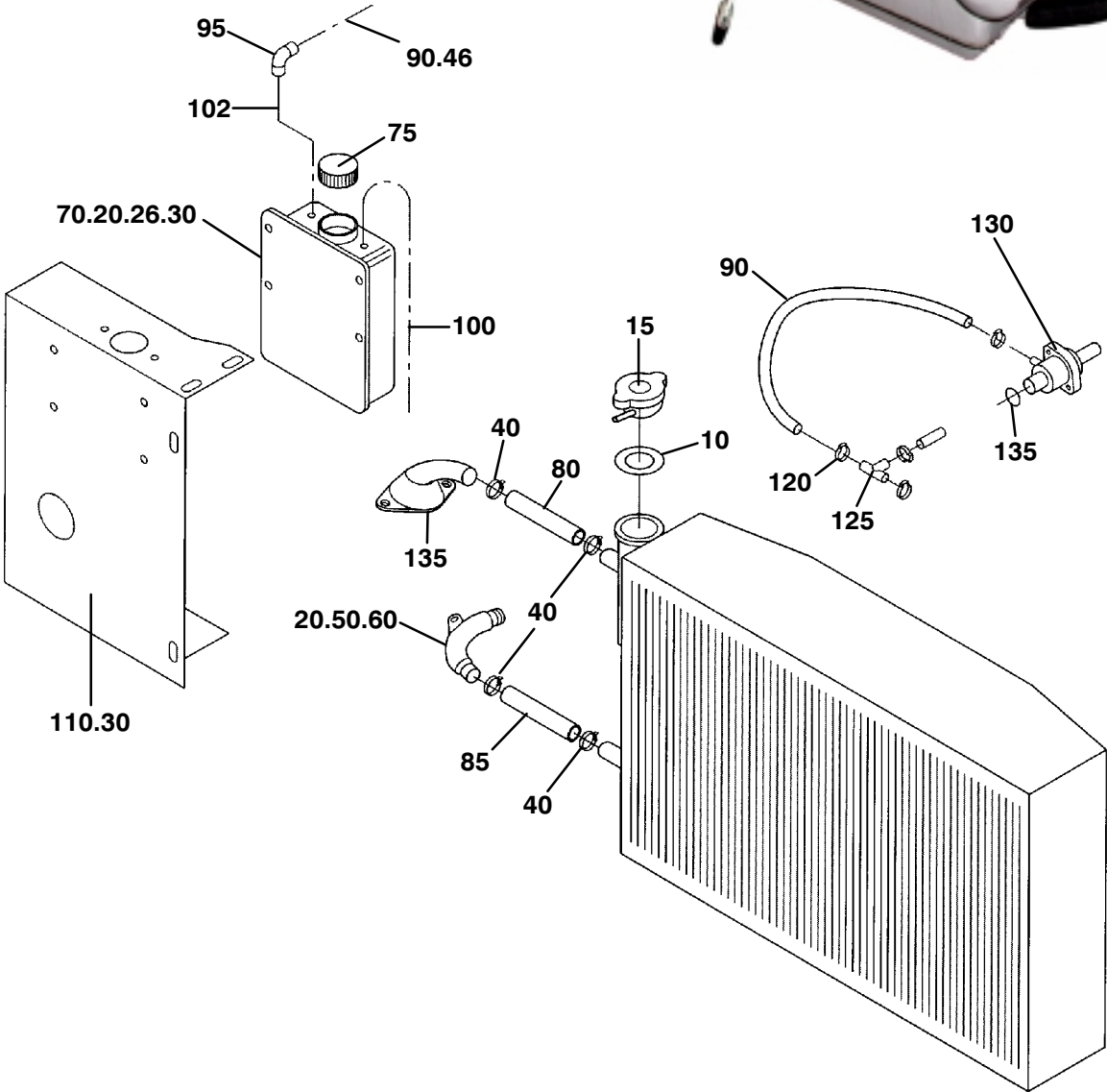
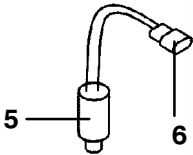
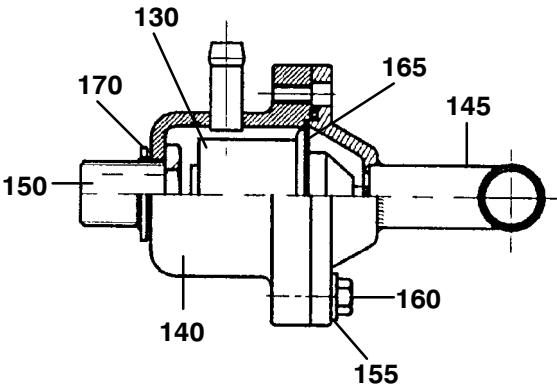


SUPRA 850 / 850 Mt^o

ITEM	PART NO.	DESCRIPTION	QTY
19. OIL SYSTEM			
6	48-60125-01	BANJO	1
7	48-60126-00	SCREW, BANJO FITTING	1
8	48-60127-00	PLUG, MALE M16 X 1,5MM	1
9	42-60040-22	SEAL, RING	2
10	42-60025-00	SEAL, BONDED	1
50	12-00456-00	SWITCH, LOW PRESSURE OIL (MATES WITH 22-50078-02SK)	1
55	40-60000-00	TEE, STREET	1

SUPRA 850 / 850 Mt^o

20. COOLANT KIT

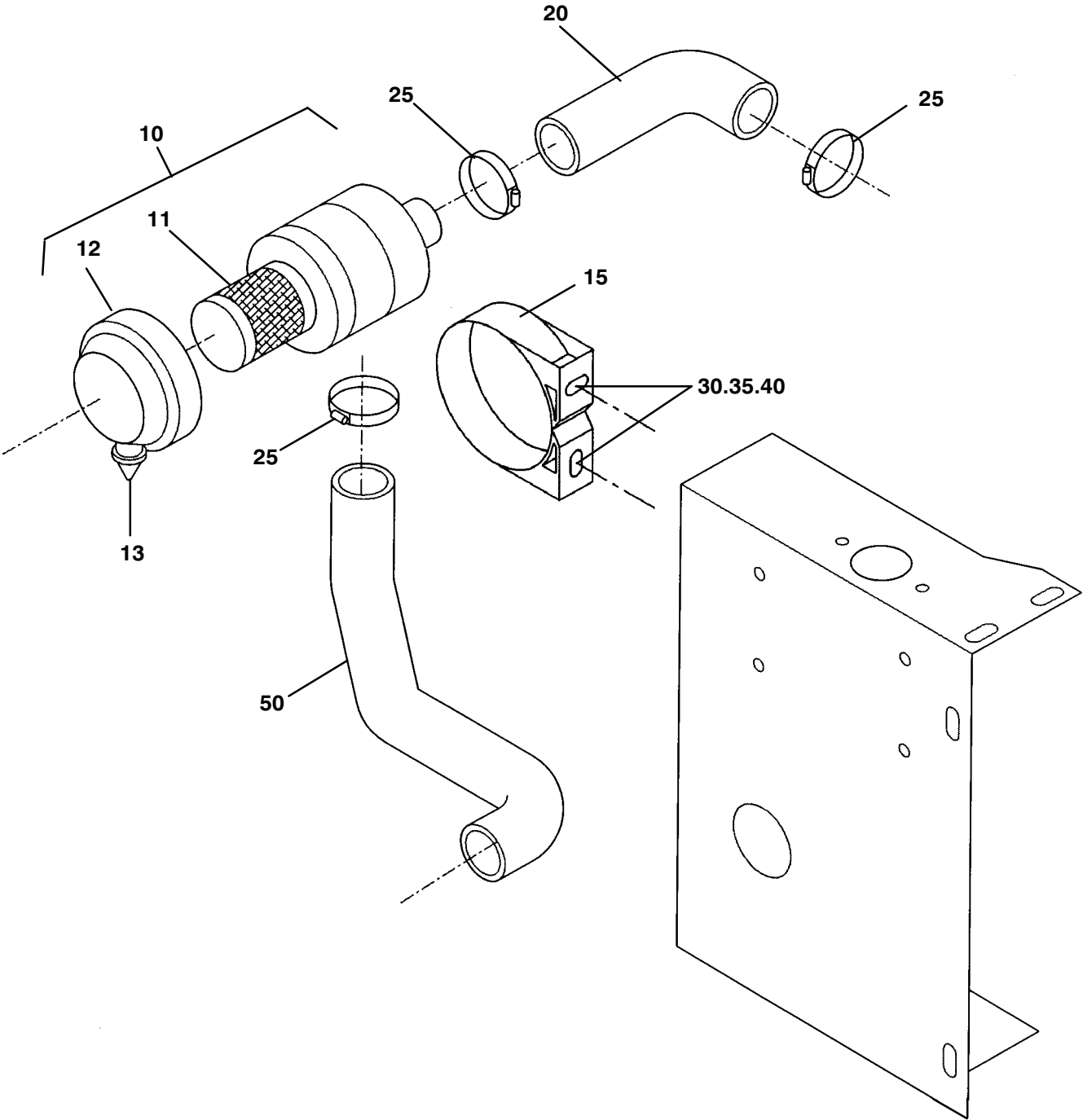


SUPRA 850 / 850 Mt^o

ITEM	PART NO.	DESCRIPTION	QTY
20. COOLANT KIT			
5	12-01145-03	THERMISTOR PROBE - INCLUDES:	
6	22-50078-02SK	CONNECTOR 2 WAYS (MATES WITH 22-50078-01SK)	1
10	42-60042-00	GASKET, RADIATOR CAP	1
15	30-60041-00	CAP, RADIATOR	1
20	34-01184-56 PL*	NUT, LOCK M6	6
26	34-60095-27 PL*	WASHER, LOCK M6 X 14MM	4
30	34-60068-20 PL*	SCREW, M6 X 20MM	11
40	44-60011-10 PL*	CLAMP	4
46	44-60042-10 PL*	COLLAR, TUBE	2
50	44-60044-09 PL*	CLAMP, 3/4"	1
60	81-60180-00	WATER ENGINE TUBE, (BASIC VERSION)	1
60	56-60658-00	WATER TUBE ASSY, (NORDIC VERSION)	1
70	58-00735-01	BOTTLE, COOLANT RECOVERY - INCLUDES:	1
75	58-00743-00	CAP, COOLANT BOTTLE	1
80	58-60344-00	HOSE, WATER	1
85	58-60039-21	HOSE, WATER	1
90	58-60065-05	HOSE, FUEL	0.22M
95	58-60094-00	ELBOW, ADAPTER	1
100	58-60279-00	HOSE, AIR	0.7M
102	58-60279-03	HOSE, AIR	0.2M
110	86-60872-00	BRACKET, FILTER	1
120	44-60042-08 PL*	COLLAR, TUBE	2
125	56-60557-00	TEE	1
130	25-15003-00	THERMOSTAT	1
135	25-36676-00	GASKET, THERMOSTAT HOUSING	1
140	48-60018-00	HOUSING, THERMOSTAT	1
145	48-60020-00	COVER, THERMOSTAT	1
150	34-60030-00 PL*	SCREW	1
155	34-60095-45 PL*	WASHER, LOCK M5 X 16MM	2
160	34-60000-16 PL*	SCREW, CAP HXHD M5 X 16MM	2
165	42-00243-24	O-RING	1
170	42-60040-16	SEAL, RING	1

SUPRA 850 / 850 Mt^o

21. AIR CLEANER KIT

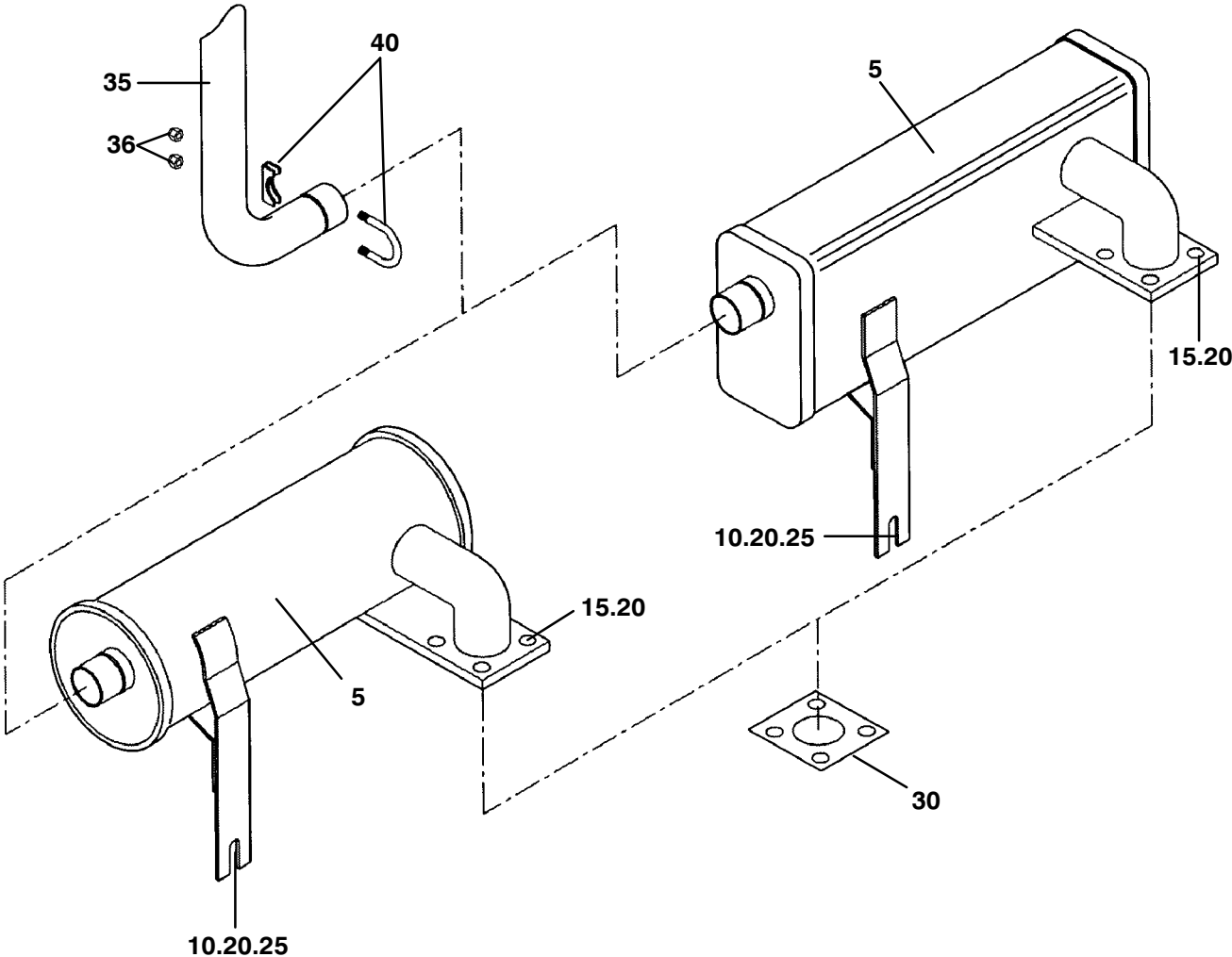


SUPRA 850 / 850 Mt^o

ITEM	PART NO.	DESCRIPTION	QTY
21. AIR CLEANER KIT			
10	30-60075-00	AIR CLEANER, DRY TYPE - INCLUDES:	1
11	30-60049-20	FILTER ELEMENT	1
12	30-60075-21	COVER	1
13	30-60075-22	VACUATOR	1
15	30-60074-01	CLAMP ASSY	1
20	58-60313-00	HOSE, AIR	1
25	44-60045-09 PL*	CLAMP, HOSE	3
30	34-60068-20	SCREW, M6 X 20MM	2
35	34-01184-56 PL*	NUT, LOCK M6	2
40	34-60095-46 PL*	WASHER, LOCK M6 X 18MM	2
50	58-60314-00	HOSE, AIR	1

SUPRA 850 / 850 Mt^o

22. EXHAUST SYSTEM

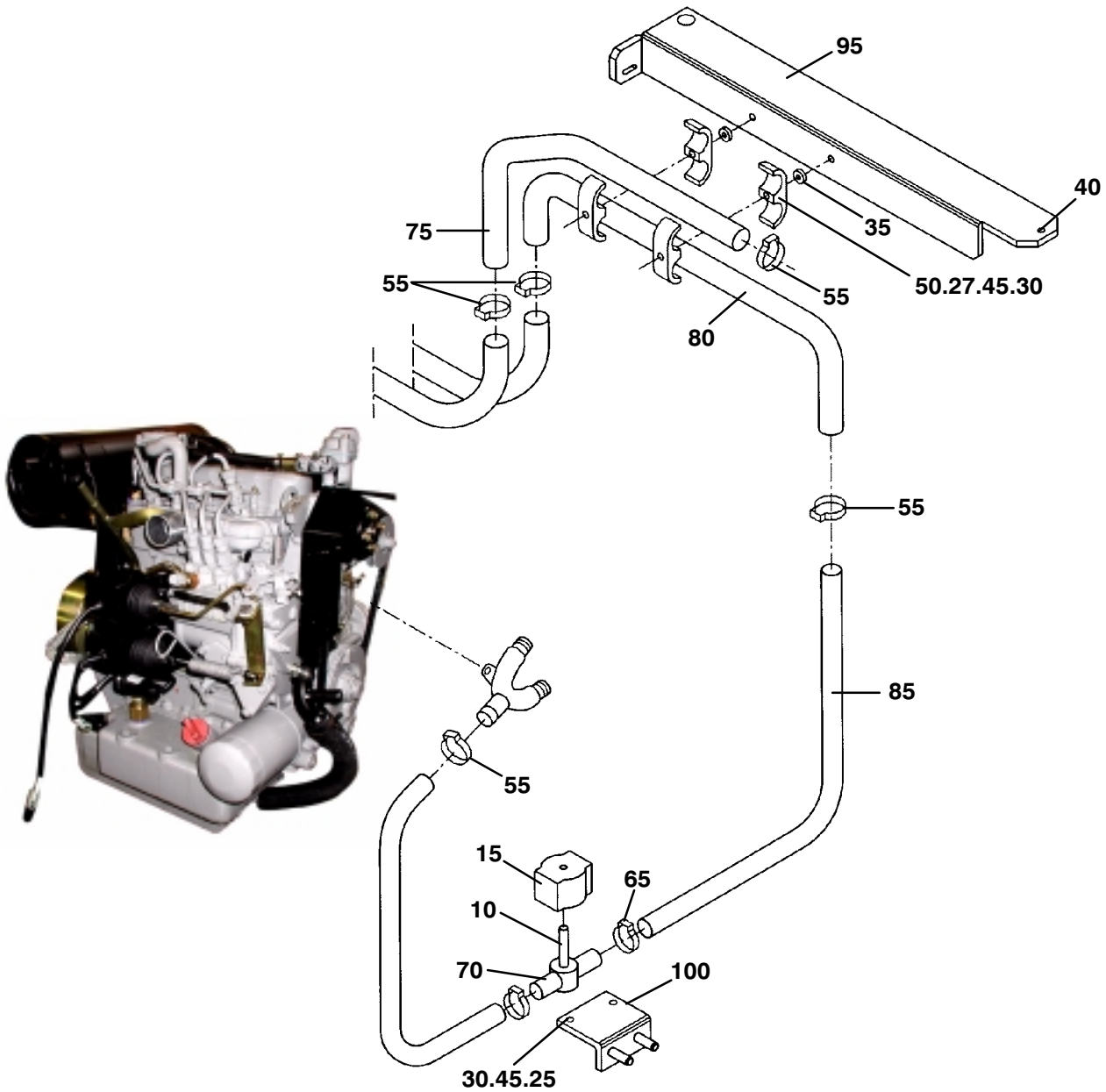


SUPRA 850 / 850 Mt^o

ITEM	PART NO.	DESCRIPTION	QTY
22. EXHAUST SYSTEM			
5	30-60022-01	MUFFLER (LOW NOISE VERSION)	1
5	30-60036-00	MUFFLER	1
10	34-00876-30 PL*	SCREW, CAP HXHD M8 X 30MM	1
15	34-00876-25 PL*	SCREW, CAP HXHD M8 X 25MM	4
20	34-60085-09 PL*	WASHER, M8 X 22MM	6
25	34-01184-58 PL*	NUT, LOCK M8	1
30	941360	GASKET	1
35	30-60018-00SV	EXHAUST PIPE - INCLUDES:	1
36	34-60090-08	NUT, SELF LOCK M8 HIGH TEMPERATURE	3
40	44-60066-00	CLAMP	1

SUPRA 850 / 850 Mt°

23. ADDITIONAL HEATING

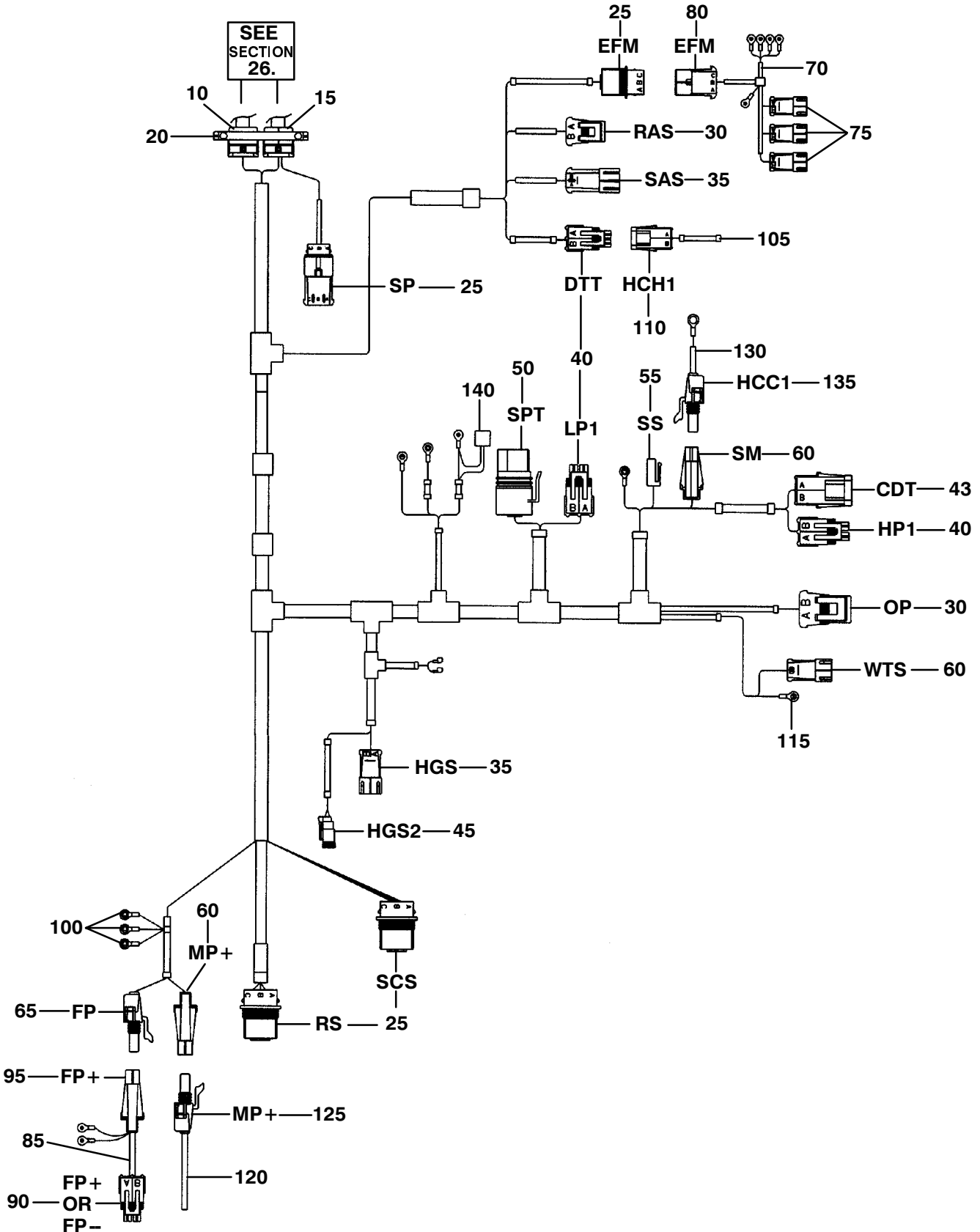


SUPRA 850 / 850 Mt^o

ITEM	PART NO.	DESCRIPTION	QTY
23. ADDITIONAL HEATING			
10	14-60036-00	VALVE, 1/2"	1
15	22-60307-00	COIL, 12 VDC	1
25	34-01152-20 PL*	SCREW, CAP HXHD M6 X 20MM	2
27	34-01152-40 PL*	SCREW, CAP HXHD M6 X 40MM	2
30	34-01184-56 PL*	NUT, LOCK M6	6
35	34-01249-20 PL*	SPACER, M6 X 25MM	2
40	34-60068-20	SCREW, M6 X 20MM	2
45	34-60095-27 PL*	WASHER, LOCK M6 X 14MM	9
50	44-60006-05 PL*	CLAMP, DOUBLE	2
55	44-60011-04 PL*	CLAMP	8
65	44-60044-10 PL*	CLAMP, 7/8"	2
70	48-60013-00	NIPPLE, STRAIGHT	2
75	PL	TUBE, WATER	1
80	PL	TUBE, WATER	1
85	58-60139-00	HOSE, WATER	3
95	68-60521-00	BRACKET	1
100	68-60522-00	BRACKET	1

SUPRA 850 / 850 Mt^o

24. ELECTRICAL KIT (STANDARD VERSION)

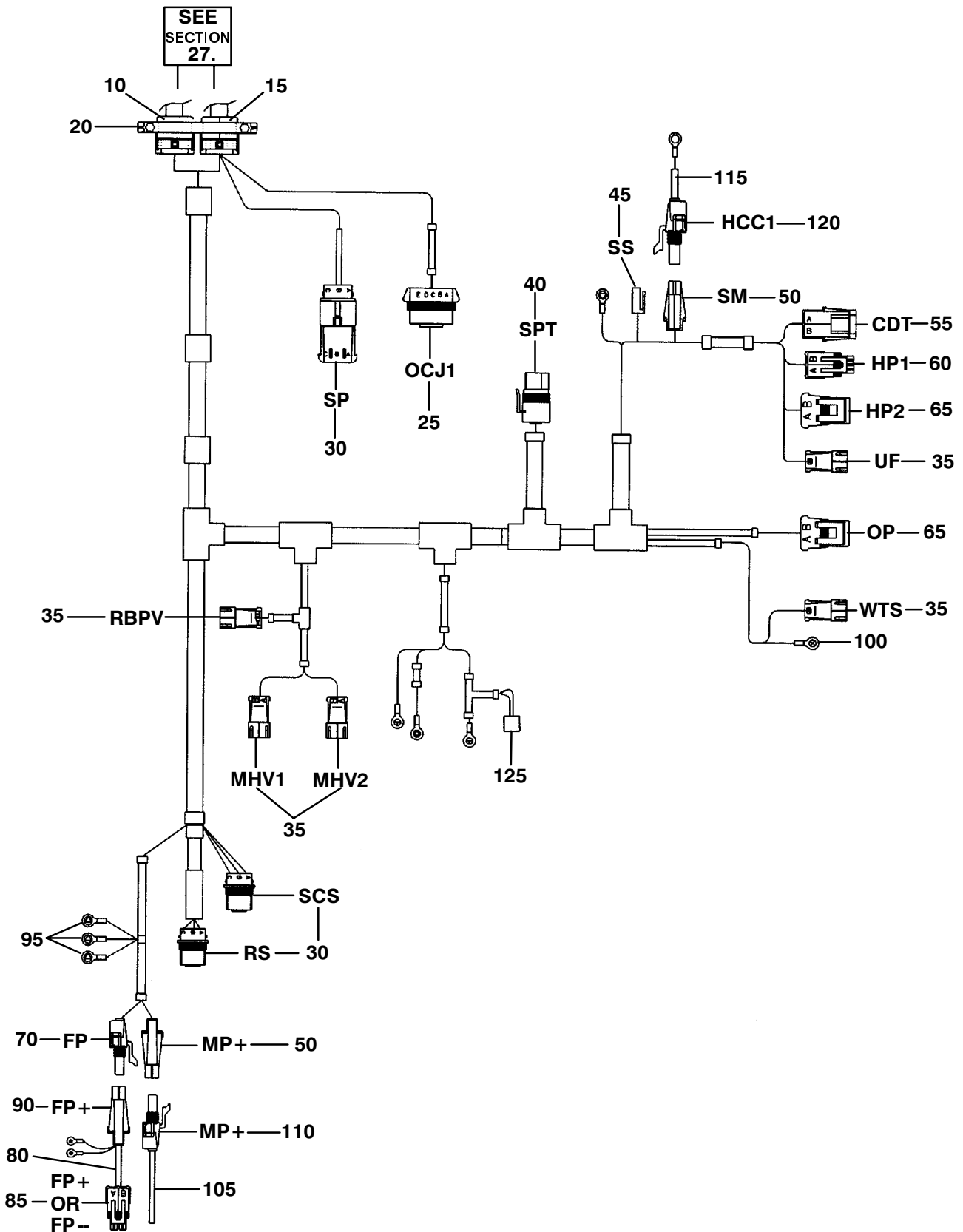


SUPRA 850 / 850 Mt^o

ITEM	PART NO.	DESCRIPTION	QTY
24. ELECTRICAL KIT (STANDARD VERSION)			
	22-60486-00 NSI	HARNESS, ENGINE - INCLUDES:	1
10	58-60416-23	GROMMET	1
15	58-60416-29	GROMMET	1
20	58-60416-00	GROMMET BRACKET	1
25	22-50078-05SK	SP EFM SCS RS CONNECTOR 3W (MATES WITH 22-50078-08SK)	4
30	22-50078-02SK	RAS OP CONNECTOR 2 WAYS (MATES WITH 22-50078-01SK)	2
35	22-50078-01SK	SAS HGS WTS CONNECTOR 2W (MATES WITH 22-50078-01SK)	3
40	22-01585-00SK	DTT HP1 LP1 CONNECTOR 2W (MATES WITH 22-02392-00SK)	3
43	22-02392-00SK	CDT CONNECTOR 2 WAYS (MATES WITH 22-01585-00SK)	1
45	22-01613-02SK	HGS2 CONNECTOR 2 WAYS (MATES WITH 22-01613-00SK)	1
50	22-02448-00SK	SPT CONNECTOR 3 WAYS	1
55	22-50098-06SK	SS CONNECTOR 1 WAY	1
60	22-50078-64SV	SM MP+ CONNECTOR 1 WAY (MATES WITH 22-50078-63SV)	2
65	22-50078-63SV	FP CONNECTOR 1 WAY (MATES WITH 22-50078-64SV)	1
NS	22-01605-01SV	MP CONNECTOR 30 WAYS (SEE SECTION 26.)	1
NS	22-01605-00SV	MP CONNECTOR 30 WAYS (SEE SECTION 26.)	1
NS	22-60254-04SK	C2 CONNECTOR 2W (MATES WITH 22-60254-05SK) (SEE SECTION 26.)	1
NS	22-60254-06SK	C3 CONNECTOR 3W (MATES WITH 22-60254-07SK) (SEE SECTION 26.)	1
NS	22-60254-08SK	C4 CONNECTOR 4W (MATES WITH 22-60254-09SK) (SEE SECTION 26.)	1
NS	22-60300-12SK	1J 2J CONNECTOR 15 WAYS (SEE SECTION 26.)	2
70	22-60001-00	FAN HARNESS - INCLUDES:	1
75	22-50078-01SK	FAN CONNECTOR 2 WAYS (MATES WITH 22-50078-02SK)	3
80	22-50078-08SK	EFM CONNECTOR 3 WAYS (MATES WITH 22-50078-05SK)	1
85	22-60287-02	FUEL PUMP HARNESS - INCLUDES:	1
90	22-01585-00SK	FP+ OR FP- CONNECTOR 2 WAYS (MATES WITH 22-02392-00SK)	1
95	22-50078-64SK	FP+ CONNECTOR 1 WAY (MATES WITH 22-50078-63SV)	1
100	22-60350-01	CABLE, BATTERY -	1
105	22-60116-05	KLIXON HARNESS - INCLUDES:	1
110	22-02392-00SK	HCH1 CONNECTOR 2 WAYS (MATES WITH 22-01585-00SK)	1
115	22-60350-00	CABLE, BATTERY +	1
120	22-60353-00 NSI	HARNESS - INCLUDES:	1
125	22-50078-63SV	MP+ CONNECTOR 1 WAY (MATES WITH 22-50078-64SV)	1
130	22-60030-00 NSI	INFO START HARNESS - INCLUDES:	1
135	22-50078-63SV	HCC1 CONNECTOR 1 WAY (MATES WITH 22-50078-64SV)	1
140	12-60004-00	RESISTOR	1

SUPRA 850 / 850 Mt^o

25. ELECTRICAL KIT (MULTITEMPERATURE VERSION)

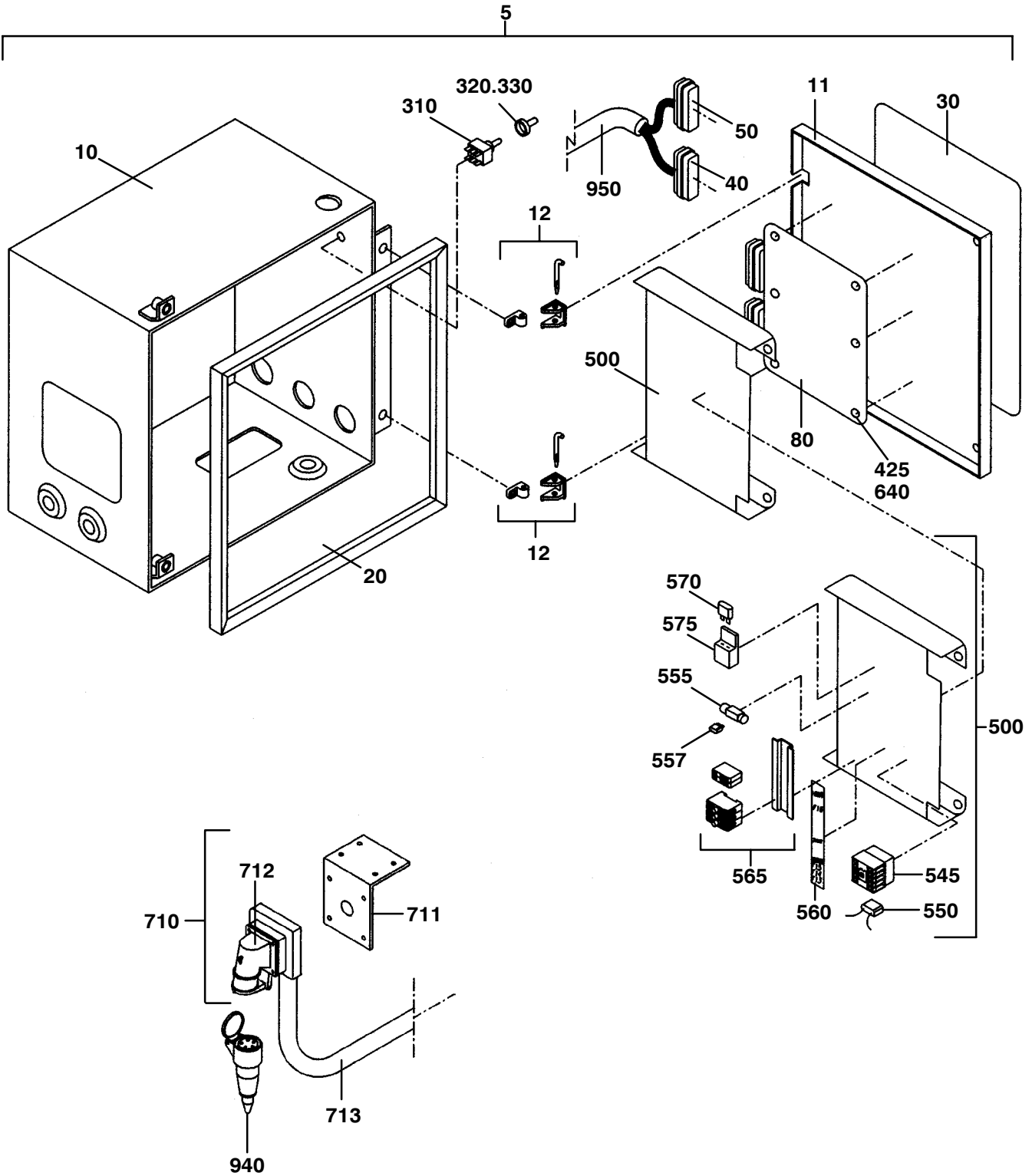


SUPRA 850 / 850 Mt^o

ITEM	PART NO.	DESCRIPTION	QTY
25. ELECTRICAL KIT (MULTITEMPERATURE VERSION)			
	22-60670-00 NSI	HARNESS, ENGINE - INCLUDES:	1
10	58-60416-23	GROMMET	1
15	58-60416-29	GROMMET	1
20	58-60416-00	GROMMET BRACKET	1
25	22-50078-44SK	OCJ1 CONNECTOR 10 WAYS (MATES WITH 22-50078-45SK)	1
30	22-50078-05SK	SP SCS RS CONNECTOR 3 WAYS (MATES WITH 22-50078-08SK)	3
35	22-50078-01SK	UF MHV1 MHV2 RBPV WTS CONNECTOR 2 WAYS (MATES WITH 22-50078-02SK)	5
40	22-02448-00SK	SPT CONNECTOR 3 WAYS	1
45	22-50098-06SK	SS CONNECTOR 1 WAY	1
50	22-50078-64SV	SM MP+ CONNECTOR 1 WAY (MATES WITH 22-50078-63SV)	2
55	22-02392-00SK	CDT CONNECTOR 2 WAYS (MATES WITH 22-01585-00SK)	1
60	22-01585-00SK	HP1 CONNECTOR 2 WAYS (MATES WITH 22-02392-00SK)	1
65	22-50078-02SK	HP2 OP CONNECTOR 2 WAYS (MATES WITH 22-50078-01SK)	2
70	22-50078-63SV	FP CONNECTOR 1 WAY (MATES WITH 22-50078-64SV)	1
NS	22-01605-01SV	MP CONNECTOR 30 WAYS (SEE SECTION 27.)	1
NS	22-01605-00SV	MP CONNECTOR 30 WAYS (SEE SECTION 27.)	1
NS	22-60254-09SK	C4 CONNECTOR 4W (MATES WITH 22-60254-08SK) (SEE SECTION 27.)	1
NS	22-60300-12SK	1J 2J 3J CONNECTOR 15 WAYS (SEE SECTION 27.)	3
NS	22-60300-13SK	MPC CONNECTOR 15W (MATES WITH 22-60300-12SK) (SEE SECTION 27.)	1
NS	22-60300-11SK	RBC CONNECTOR 12W (MATES WITH 22-60300-10SK) (SEE SECTION 27.)	1
NS	22-60300-09SK	DSC CONNECTOR 9W (MATES WITH 22-60300-08SK) (SEE SECTION 27.)	1
NS	22-60254-06SK	CONNECTOR 3W (MATES WITH 22-60254-07SK) (SEE SECTION 27.)	1
80	22-60287-02	FUEL PUMP HARNESS - INCLUDES:	1
85	22-01585-00SK	FP+ OR FP- CONNECTOR 2 WAYS (MATES WITH 22-02392-00SK)	1
90	22-50078-64SV	FP+ CONNECTOR 1 WAY (MATES WITH 22-50078-63SV)	1
95	22-60350-01	CABLE, BATTERY -	1
100	22-60350-00	CABLE, BATTERY +	1
105	22-60353-00 NSI	HARNESS - INCLUDES:	1
110	22-50078-63SV	MP+ CONNECTOR 1 WAY (MATES WITH 22-50078-64SV)	1
115	22-60030-00 NSI	INFO START HARNESS - INCLUDES:	1
120	22-50078-63SV	HCC1 CONNECTOR 1 WAY (MATES WITH 22-50078-64SV)	1
125	12-60004-00	RESISTOR	1

SUPRA 850 / 850 Mt^o

26. MICROPROCESSOR CONTROL BOX (STANDARD VERSION)

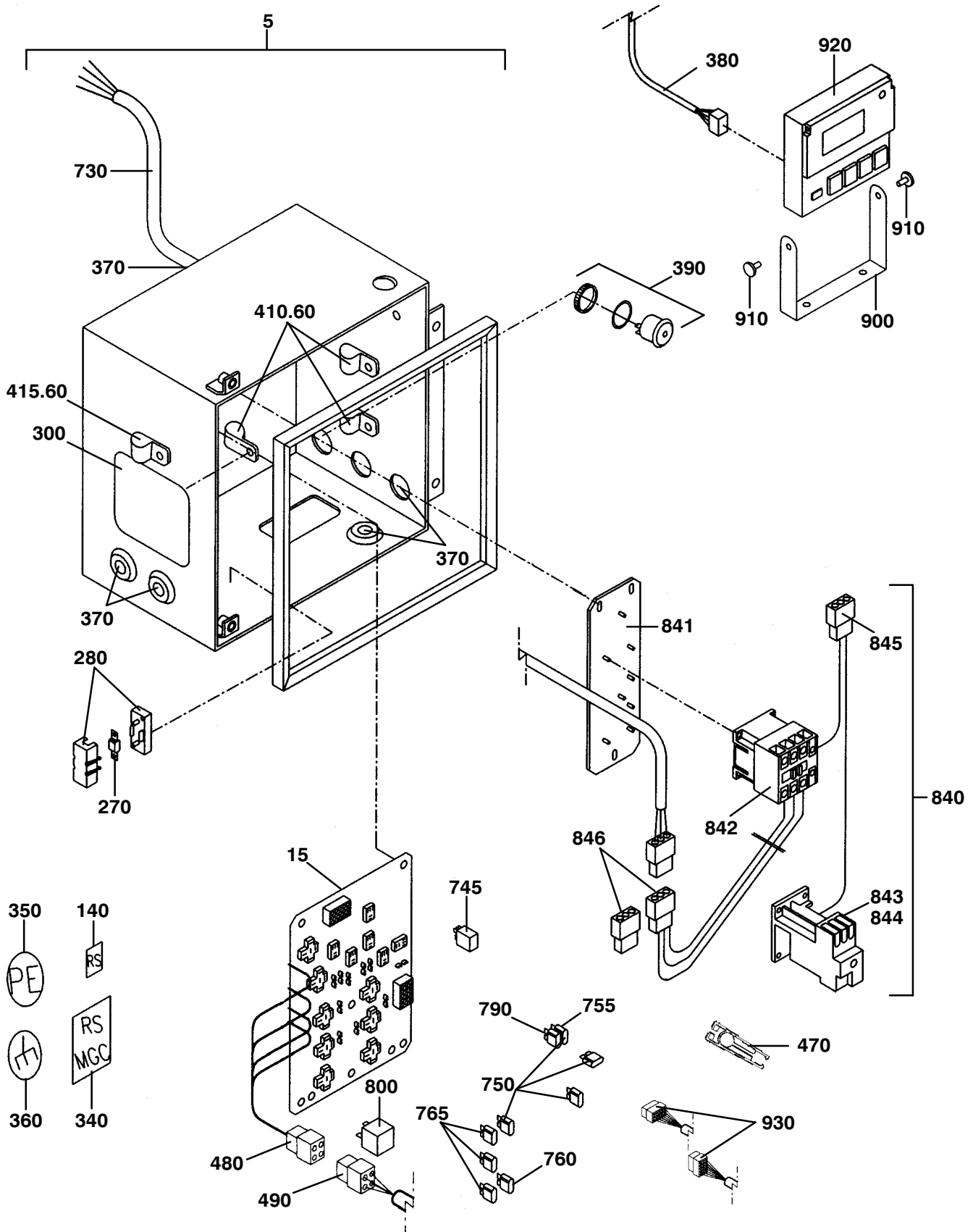


SUPRA 850 / 850 Mt^o

ITEM	PART NO.	DESCRIPTION	QTY
26. MICROPROCESSOR CONTROL BOX (STANDARD VERSION)			
	91-60222-42	NSA CONTROL BOX ASSY, NO STANDBY - INCLUDES:	1
	91-60222-43	NSA CONTROL BOX ASSY, 400V/230V STANDARD - INCLUDES:	1
	91-60222-55	NSA CONTROL BOX ASSY, 400V/230V NORDIC - INCLUDES:	1
5	91-60222-00	NSA BASE, STANDARD - INCLUDES:	1
5	91-60222-01	NSA BASE, NORDIC - INCLUDES:	1
10	79-60495-00	NSI BOX ASSY - INCLUDES:	1
11	68-61767-00	DOOR ASSY	1
12	44-00356-00	HINGE	2
20	42-60037-00	GASKET, DOOR	1
30	62-60951-01	DECAL, FRONT BOX	1
40	22-01605-01SV	MP CONNECTOR 30 WAYS	1
50	22-01605-00SV	MP CONNECTOR 30 WAYS	1
80	12-00382-13	LOGIC BOARD	1
310	10-01129-02	SWITCH, TOGGLE	1 OR 2
320	58-60158-00	CAP, SEAL SWITCH	1 OR 2
330	58-60059-00	CAP, INSULATING	1
425	34-60089-06	PL* NUT, LOCK M6	13 OR 15
500	68-61784-00	BRACKET, CONTROL BOX	1
500		PANEL ASSY, NORDIC - INCLUDES:	1
545	12-60044-02	CONTACTOR	1
550	12-60049-00	DIODE ASSY	1
555	22-02338-03	NSI FUSE HOLDER	1
557	22-02336-03	FUSE, 3A	1
560	62-60785-01	DECAL, NORDIC	1
565	22-60505-00	JUNCTION BLOCK - INCLUDES:	1
NS	22-60102-08	FUSE, 4A 600V	3
NS	22-60102-07	FUSE, 6.3A 250V	6
570	10-00286-04	RELAY, 12VDC	1
575	10-00302-00	RECEPTACLE RELAY	1
NS	22-60300-01SK	C5 C6 CONNECTOR 3 WAYS (MATES WITH 22-60300-00SK)	2
NS	22-60254-01SK	OL95 CONNECTOR 1 WAY (MATES WITH 22-60254-00SK)	1
NS	22-60254-05SK	C2 CONNECTOR 2 WAYS (MATES WITH 22-60254-04SK)	1
640	58-00836-18	SPACER, NYLON	8
710	91-60117-03	NSI BOX, STAND-BY 400 / 230V - INCLUDES:	1
711	68-60445-00	BRACKET BOX	1
712	22-01512-00	RECEPTACLE, 32A 380/3/50HZ	1
713	PL	HARNESS, STANDBY PLUG	5 OR 10M
NS	62-60332-00	DECAL, CHECK ROTATION	1
NS	62-60181-00	DECAL, POWER	1
NS	62-60280-00	DECAL, STANDBY SAFETY	1
940	22-01513-00	PLUG, 380-3-50HZ	1
950	22-60486-00	NSI HARNESS, ENGINE (SEE SECTION 24.)	1

SUPRA 850 / 850 Mt^o

26. MICROPROCESSOR CONTROL BOX (STANDARD VERSION) (CONTINUED)

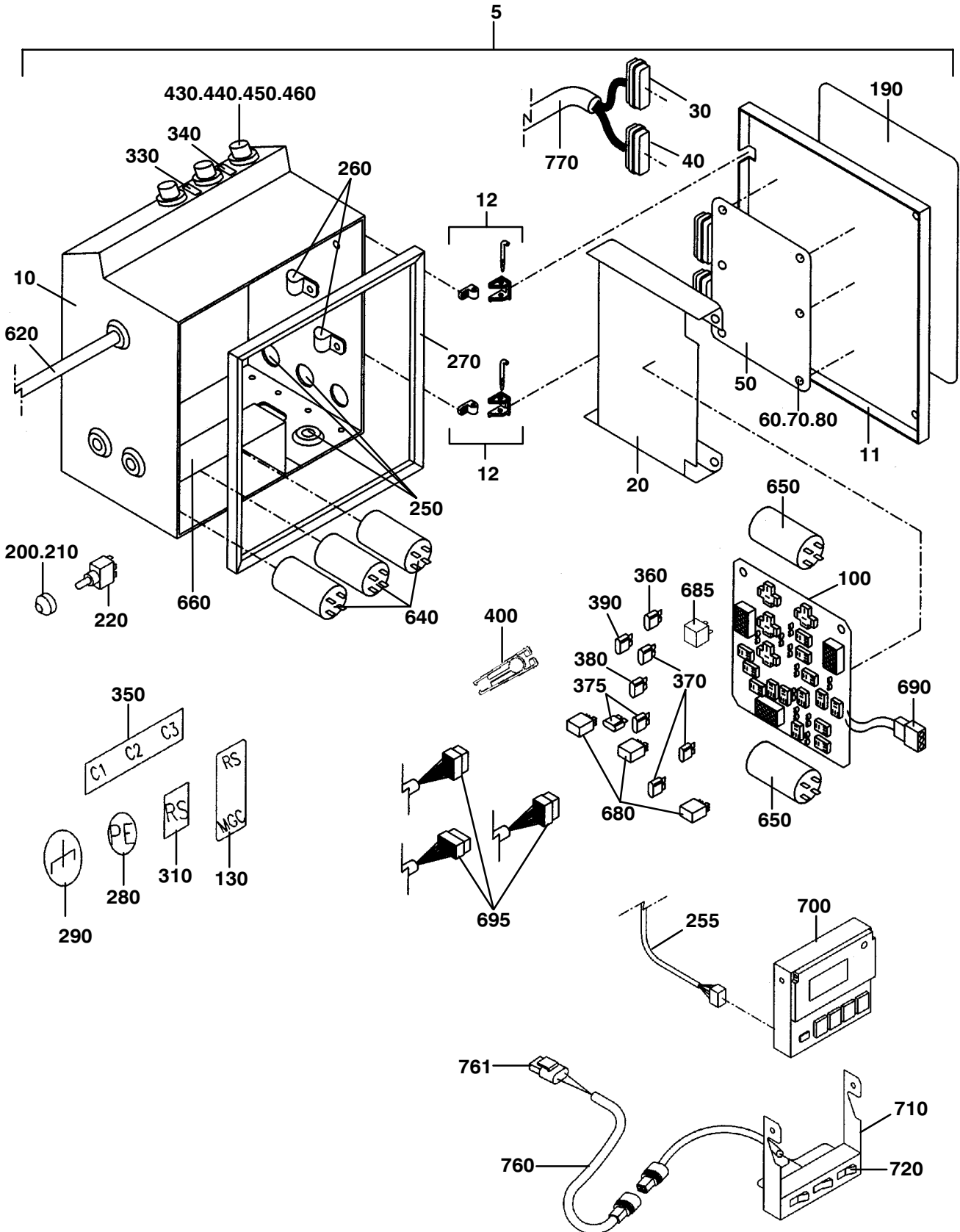


SUPRA 850 / 850 Mt^o

ITEM	PART NO.	DESCRIPTION	QTY
26. MICROPROCESSOR CONTROL BOX (STANDARD VERSION) (CONTINUED)			
	91-60222-42	NSA CONTROL BOX ASSY, NO STANDBY - INCLUDES:	1
	91-60222-43	NSA CONTROL BOX ASSY, 400V/230V STANDARD - INCLUDES:	1
	91-60222-55	NSA CONTROL BOX ASSY, 400V/230V NORDIC - INCLUDES:	1
5	91-60222-00	NSA BASE, STANDARD - INCLUDES:	1
5	91-60222-01	NSA BASE, NORDIC - INCLUDES:	1
15	12-00460-01	RELAY BOARD	1
60	34-60089-05	PL* NUT, LOCK M5	11 OR 14
140	62-60223-06	DECAL, RS	1
270	22-60340-04	FUSE, MIDIFUSE 80A	2
280	22-60345-00	FUSE HOLDER, MIDIFUSE	1
300	62-60472-00	DECAL, RELAY	1
340	62-60012-01	DECAL, RUN / STOP / MGC	1
350	62-60180-01	DECAL, GROUND	1 OR 2
360	62-60226-00	DECAL, GROUND	1 OR 2
370	58-60298-03	GROMMET, TAP	2 OR 3 OR 5
380	22-60673-00	CABLE ASSY, CAB COMMAND 10M	1
390	10-00375-01	BUZZER	1
410	44-60044-09	PL* CLAMP	2 OR 3
415	44-01139-02	PL* CABLE CLAMP	1 OR 2
470	22-02336-50	FUSE REMOVAL TOOL	1
480	22-60254-08SK	C4 CONNECTOR (MATES WITH 22-60254-09SK)	1
490	22-60254-09SK	C4 CONNECTOR (MATES WITH 22-60254-08SK)	1
730	22-60235-04	CABLE ASSY, 400/230V 50/60HZ	1
745	10-00385-02	RCR HR1 SR EHR RELAY	4
750	22-02336-02	F2 F4 F6 F11 FUSE, 5A	4
755	22-02336-03	F4 FUSE, 3A	2
760	22-02336-06	F3 FUSE, 15A	2
765	22-02336-01	F8 F9 F10 FUSE, 20A	6
790	22-02336-04	F5 FUSE, 10A	2
800	10-00286-04	RR GPR SSR DER EFMR1 EFMR2 EFHR3 RELAY, 12VDC	7
840		PANEL ASSY, STAND-BY 400V/230V - INCLUDES:	1
841	68-61768-00	PANEL, STANDBY	1
842	10-00433-07	CONTACTOR, 30A	1
843	10-60044-12	OVERLOAD RELAY	1
844	10-60044-40	OVERLOAD RELAY BASE	1
845	22-60254-07SK	CONNECTOR 3 WAYS (MATES WITH 22-60254-06SK)	1
846	22-60300-01SK	CONNECTOR 3 WAYS (MATES WITH 22-60300-00SK)	2
900	68-60059-00	BRACKET, CAB CONTROL	1
910	34-60005-00	SCREW, CAB CONTROL	2
920	12-00325-01	CAB COMMAND, MICRO CONTROL	1
930	22-60300-12SK	1J 2J CONNECTOR	2

SUPRA 850 / 850 Mt^o

27. MICROPROCESSOR CONTROL BOX (MULTITEMPERATURE VERSION)

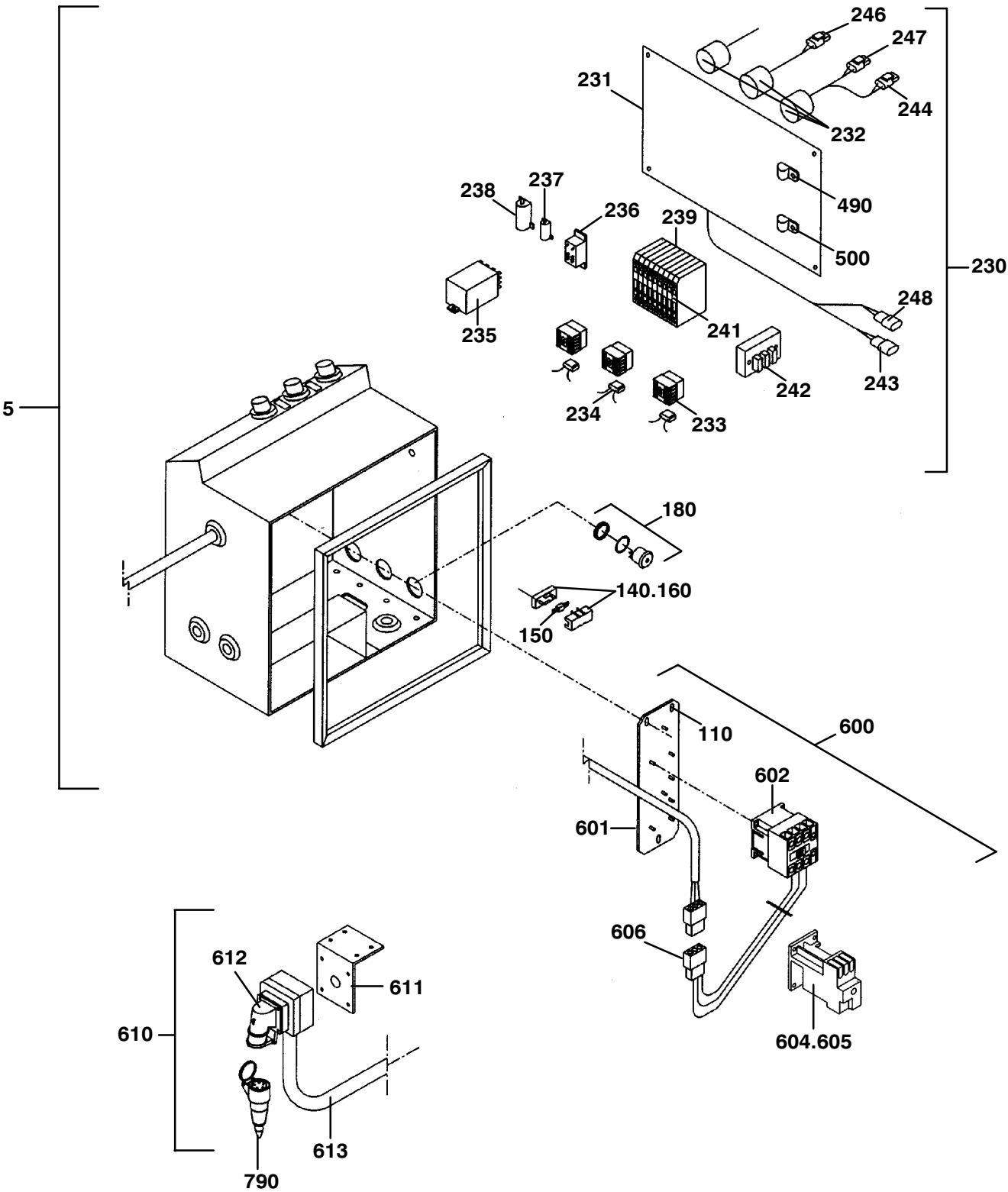


SUPRA 850 / 850 Mt^o

ITEM	PART NO.	DESCRIPTION	QTY
27. MICROPROCESSOR CONTROL BOX (MULTITEMPERATURE VERSION)			
	91-60225-20	NSA CONTROL BOX ASSY, 400V 3CP - INCLUDES:	1
	91-60225-50	NSA CONTROL BOX ASSY, 400V 2CP - INCLUDES:	1
	91-60225-51	NSA CONTROL BOX ASSY, 230V 2CP - INCLUDES:	1
5	91-60225-00	NSA BASE, 3CP - INCLUDES:	1
5	91-60225-01	NSA BASE, 2CP - INCLUDES:	1
10	79-60495-01	NSI BOX ASSY - INCLUDES:	1
11	68-61767-00	DOOR ASSY	1
12	44-00356-00	HINGE	2
20	68-61784-01	BRACKET, CONTROL BOX	1
30	22-01605-01SV	MP CONNECTOR 30 WAYS	1
40	22-01605-00SV	MP CONNECTOR 30 WAYS	1
50	12-00368-05	LOGIC BOARD	1
60	58-60306-06	PL* WASHER, NYLON M6-18MM	8
70	58-00836-18	SPACER, NYLON	8
80	34-60089-06	PL* NUT, LOCK M6	18
100	12-00502-00	LOGIC BOARD	1
130	62-60012-01	DECAL, RUN / STOP / MGC	1
190	62-60951-01	DECAL, FRONT CONTROL BOX	1
200	58-60059-00	CAP, INSULATING	2
210	58-60158-00	CAP, SEAL SWITCH	1
220	10-01129-02	SWITCH, TOGGLE	1
250	58-60298-03	GROMMET, TAP	3
255	22-60673-00	CABLE ASSY, CAB COMMAND 10M	1
260	44-60044-11	PL* CLAMP	2
270	42-60037-00	GASKET, DOOR CONTROL BOX	1
280	62-60180-01	DECAL, GROUND	1
290	62-60226-00	DECAL, GROUND	1
310	62-60223-06	DECAL, RS	1
330	62-60223-02	DECAL, 1CP / 2CP	1
340	62-60223-03	DECAL, 2CP / 3CP	1
350	62-60225-00	DECAL, CAPACITOR	1
360	22-02336-02	F4 FUSE, 5A	7
370	22-02336-03	F6 F12 F13 FUSE, 3A	8 OR 10
375	22-02336-08	F7 F9 FUSE, 7.5A	9
380	22-02336-04	F5 FUSE, 10A	6 OR 8
390	22-02336-06	F3 FUSE, 15A	2
400	22-02336-50	FUSE REMOVAL TOOL	1
430	34-01260-00	PL* WASHER, LOCK 1.7MM X 0.62MM 2CP	1
440	34-01259-00	PL* NUT, 2CP	1
450	42-60022-00	SEAL, 2CP	1
460	48-60064-00SV	PLUG, 2CP	1
620	22-60159-00	CABLE ASSY, STAND-BY 0.52M 400V	1
620	22-60159-01	CABLE ASSY, STAND-BY 0.96M 400V	1
620	22-60253-00	CABLE ASSY, STAND-BY 0.52M 2300V	1
620	22-60253-01	CABLE ASSY, STAND-BY 0.96M 230V	1
640	10-60020-10	CAPACITOR, 20MF 600VAC 400V	3
640	10-60020-11	CAPACITOR, 53MF 450VAC 230V PRIOR TO SERIAL NUMBER	3
640	10-60020-13	CAPACITOR, 70MF 450VAC 230V STARTING WITH S/N	3
650	10-60008-29	CAPACITOR, 6MFD 750V	2
660	68-61418-01	BRACKET FOR 400V	1
660	68-61418-02	BRACKET FOR 230V PRIOR TO SERIAL NUMBER	1
660	68-61418-03	BRACKET FOR 230V STARTING WITH SERIAL NUMBER	1
680	10-00385-02	MHR 1RR 2RR UFR 3RR SR RCR RCR1 1CR 2CR 3CR 1HGR 2HGR 3HGR RELAY	14
685	10-00286-04	SSR GPR RR DER RELAY	4
690	22-60254-08SK	C4 CONNECTOR 4 WAYS (MATES WITH 22-60254-09SK)	1
695	22-60300-12SK	1J 2J 3J CONNECTOR 15 WAYS	3
700	12-00325-01	CAB COMMAND, MICRO CONTROL	1
710	91-60088-00	NSA CAB COMMAND, ADDITIONAL 3CP - INCLUDES:	1
710	91-60088-01	NSA CAB COMMAND, ADDITIONAL 2CP - INCLUDES:	1
720	10-60042-00	SWITCH, TOGGLE	2 OR 3
760	22-60206-00	CABLE - INCLUDES:	1
761	22-50078-45SK	CONNECTOR 10 WAYS (MATES WITH 22-50078-44SK)	1
770	22-60670-00	NSI HARNESS, ENGINE (SEE SECTION 25.)	1

SUPRA 850 / 850 Mt^o

27. MICROPROCESSOR CONTROL BOX (MULTITEMPERATURE VERSION) (CONTINUED)



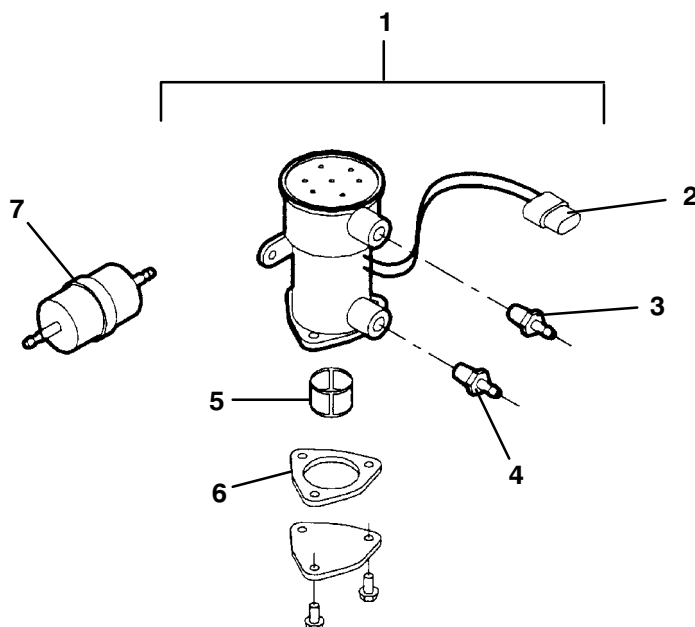
SUPRA 850 / 850 Mt^o

ITEM	PART NO.	DESCRIPTION	QTY
27. MICROPROCESSOR CONTROL BOX (MULTITEMPERATURE VERSION) (CONTINUED)			
	91-60225-20 NSA	CONTROL BOX ASSY, 400V 3CP - INCLUDES:	1
	91-60225-50 NSA	CONTROL BOX ASSY, 400V 2CP - INCLUDES:	1
	91-60225-51 NSA	CONTROL BOX ASSY, 230V 2CP - INCLUDES:	1
5	91-60225-00 NSA	BASE, 3CP - INCLUDES:	1
5	91-60225-01 NSA	BASE, 2CP - INCLUDES:	1
110	34-60089-05 PL*	NUT, LOCK M5	16
140	22-60599-00	FUSE HOLDER	1
150	22-60340-04	FUSE, MIDIFUSE 80A	2
160	48-60333-00 PL*	SPACER, M4 X 20MM	2
180	10-00375-01	BUZZER	1
230		PANEL ASSY - INCLUDES:	1
231	68-61364-01	PLATE	1
232	22-50078-97SK	1C 2C 3C CONNECTOR 19W (MATES WITH 22-50078-98SK)	2 OR 3
233	12-60044-02	1EHR 2EHR 3EHR CONTACTOR	2 OR 3
234	12-60049-00	DIODE ASSY	2 OR 3
235	10-00214-00	CAR RELAY, 12VDC	1
236	10-01176-00	FLR RELAY	1
237	22-60284-01	R RESISTOR	1
238	22-02606-00	SH RESISTOR	1
239	22-60534-00	JUNCTION BLOCK - INCLUDES:	1
241	22-60102-03	FUSE, 3A 450V	12 OR 18
242	12-60034-00	EFB MODULE - INCLUDES:	1
NS	22-60102-04	FUSE, 1.6A FOR 1 FAN	1
NS	22-60102-05	FUSE, 3.15A FOR 2 FANS	1
NS	22-60102-06	FUSE, 5A FOR 3 FANS	1
NS	22-60102-07	FUSE, 6.3A FOR 4 FANS	1
243	22-01613-16SK	AC CONNECTOR 6 WAYS (MATES WITH 22-01613-18SK)	1
244	22-60300-12SK	MPC CONNECTOR 15 WAYS (MATES WITH 22-60300-13SK)	1
246	22-60300-10SK	RBC CONNECTOR 12 WAYS (MATES WITH 22-60300-11SK)	1
247	22-60300-08SK	DSC CONNECTOR 9 WAYS (MATES WITH 22-60300-09SK)	1
248	22-01613-10SK	DC CONNECTOR 4 WAYS (MATES WITH 22-01613-08SK)	1
490	44-60041-19 PL*	CLAMP	1
500	44-60041-25 PL*	CLAMP	1
600		PANEL ASSY, STAND-BY - INCLUDES:	1
601	68-61841-00	PANEL	1
602	10-00433-07	CONTACTOR, 30A	1
604	10-60044-13	OVERLOAD RELAY	1
605	10-60044-40	OVERLOAD RELAY BASE	1
606	22-60254-07SK	CONNECTOR 3 WAYS (MATES WITH 22-60254-06SK)	1
610	91-60117-03 NSA	BOX, STAND-BY - INCLUDES:	1
611	68-60445-00	BRACKET BOX	1
612	22-01512-00	RECEPTACLE, 32A 380/3/50HZ	1
613	PL	HARNESS, STANDBY PLUG	5 OR 10M
NS	62-60332-00	DECAL, CHECK ROTATION	1
NS	62-60181-00	DECAL, POWER	1
NS	62-60280-00	DECAL, STANDBY SAFETY	1
790	22-01513-00	PLUG, 380-3-50HZ	1

SUPRA 850 / 850 Mt^o

ITEM	PART NO.	DESCRIPTION	QTY
------	----------	-------------	-----

28. MOUNTING KIT : MAINS PARTS



1	30-01080-02SV	PUMP, FUEL - INCLUDES:	1
2	22-02392-00SK	CONNECTOR 2 WAYS (MATES WITH 22-01585-00SK)	1
3	40-60120-11	FITTING, HOSE	2
4	40-60157-00	FITTING, HOSE	2
5	30-01080-20	FILTER	1
6	30-01044-21	GASKET	1
7	7101850	FILTER	1
	44-60042-04 PL*	COLLAR, TUBE	6
	68-60343-00	BRACKET, PUMP	1
	34-60014-00	BOLT, T-HEAD M14 X 180MM	4
	34-01184-64 PL*	NUT, LOCK M14	4
	30-60018-00SV	EXHAUST PIPE - INCLUDES:	1
	34-60090-08	NUT, SELF LOCK M8 HIGH TEMPERATURE	1
	44-60041-22 PL*	CLAMP	20
	34-60068-20	SCREW, M6 X 20MM	2
	34-60095-46 PL*	WASHER, LOCK M6 X 18MM	2
	34-01184-56 PL*	NUT, LOCK M6	2
	62-60702-01	MANUAL, SERVICE CENTERS	1
	62-61107-00	MANUAL, OPERATOR	1
	62-60764-00	DECAL, SERVICE	1
	44-60066-00	CLAMP	1
	34-01249-29 PL*	WASHER, SPACER M14 X 30MM	4
	34-60095-30 PL*	WASHER, LOCK M8 X 18MM	2
	22-01513-00	PLUG, 380-3-50HZ	1